

# CBS ArcSafe®

A Group CBS Company

**PRODUCT  
CATALOG**  
Fall 2015



## Distance *is* Safety®

WHAT STANDS  
BETWEEN YOU AND  
ARC-FLASH DANGER?

**WE  
DO.**



More Than **75** NEW and AWARD-WINNING Products



**(877) 4-SAFETY**  
(877) 472-3389

**CBSArcSafe.com**



# CBS ArcSafe®

## A Group CBS Company

As a Group CBS Company, **CBS ArcSafe®, Inc.** provides you access to the industry's largest inventory of low- and medium-voltage switchgear remote systems for racking and operations. We have parts, on-site service, and comprehensive shop repair, remanufacturing, and life-extension capabilities. **CBS ArcSafe®** products keep technicians well outside the arc-flash danger zone.

**We take pride in being available and capable of responding anytime, anywhere.**

- Group CBS members are located across the U.S.
- Largest inventory of new, surplus, and reconditioned low- and medium-voltage power equipment and replacement parts available in North America
- Servicing of Class 1E nuclear-rated switchgear and circuit breakers (in compliance with 10CFR50 Appendix B)
- Modern shop facilities with skilled engineers and technicians
- Comprehensive quality repair, rebuild, retrofit, retrofill, and life-extension capabilities
- On-site scheduled or emergency field service
- We rent most equipment in our vast inventory
- Quick access to charter aircraft and hot-shot trucks for emergency requirements

# **(877) 4-SAFETY** (877) 472-3389

2616 SIRIUS ROAD, DENTON, TX 76208 | 940-382-9435 FAX | INFO@CBSARCSAFE.COM

**CBS ArcSafe, Inc.'s personnel are available to assist you at all times. For after-hours or emergency support, contact us 24/7 via our emergency phone number: (940) 736-0943. Assistance is also available from other Group CBS companies, which are listed on the back cover. We continue to develop new solutions for our customers on a daily basis. If you do not see what you need in our catalog, give us a call.**

Published by CBS ArcSafe®, Denton, Texas 76208, USA Copyright CBS ArcSafe® 2014

Printed in the United States of America. Reproduction, adaptation, or translation without prior written permission is prohibited except as is allowed by law.

NOTE: All manufacturers' names, trademarks, and part numbers are used for reference purposes only. CBS ArcSafe, Inc. is not an authorized distributor or representative of manufacturers shown. Designated trademarks, brand names, and brands appearing herein are the property of their respective owners.

Rotary Remote  
Racking Tools

Extractor Remote  
Racking Tools

Single-Use Remote  
Racking Tools

Handheld  
Racking Tools

Remote Switch  
Actuators & Operators

# Table of Contents

**ROTARY REMOTE RACKING SYSTEMS..... 3**

RRS-1 ..... 4  
 RRS-1LT ..... 8  
 RRS-4..... 10

**EXTRACTOR REMOTE RACKING SYSTEMS ..... 17**

RRS-2 ..... 18  
 RRS-2BE..... 22

**SINGLE-USE PORTABLE REMOTE RACKING SYSTEMS ... 26**

RRS-3 ..... 27  
 RRS-3 MANUFACTURING INDEX ..... 28  
 RRS-3 PRODUCT INDEX ..... 29

**PPEZ HANDHELD RACKING TOOL ..... 51**

**REMOTE SWITCH OPERATORS (RSO)  
 AND REMOTE SWITCH ACTUATORS (RSA)..... 54**

RSA MANUFACTURING INDEX..... 55  
 RSO ..... 60  
 RSA ..... 61  
 RSA PRODUCT INDEX ..... 62

**COMPETITOR COMPARISON CHART ..... 198**





# Remote Racking Systems

## For Rotary-Type Equipment

**RRS®-1****RRS®-1 LT****RRS®-4**

Compatible with all switchgear manufacturers including:

- |                         |                                   |                           |                        |
|-------------------------|-----------------------------------|---------------------------|------------------------|
| ■ <b>ABB</b>            | ■ <b>Controlled Power</b>         | ■ <b>General Electric</b> | ■ <b>Reyrolle</b>      |
| ■ <b>AEG</b>            | ■ <b>Cutler-Hammer</b>            | ■ <b>Hyundai</b>          | ■ <b>Schneider</b>     |
| ■ <b>Allis-Chalmers</b> | ■ <b>Eaton</b>                    | ■ <b>ITE</b>              | ■ <b>Siemens</b>       |
| ■ <b>Alstom</b>         | ■ <b>Federal Pacific Electric</b> | ■ <b>McGraw-Edison</b>    | ■ <b>Siemens-Allis</b> |
| ■ <b>Areva</b>          | ■ <b>Federal Pioneer</b>          | ■ <b>Merlin Gerin</b>     | ■ <b>Square D</b>      |
| ■ <b>Asea</b>           | ■ <b>Fuji</b>                     | ■ <b>Mitsubishi</b>       | ■ <b>Toshiba</b>       |
| ■ <b>BBC</b>            | ■ <b>GEC</b>                      | ■ <b>Powell</b>           | ■ <b>Westinghouse</b>  |

NOTE: All manufacturers' names, trademarks, and part numbers are used for reference purposes only. CBS ArcSafe, Inc. is not an authorized distributor or representative of manufacturers shown. Designated trademarks, brand names and brands appearing herein are the property of their respective owners.

Rotary Remote  
Racking ToolsExtractor Remote  
Racking ToolsSingle-Use Remote  
Racking ToolsHandheld  
Racking ToolsRemote Switch  
Actuators & Operators



## RRS<sup>®</sup>-1

# Remote Racking System

For Rotary Circuit Breakers



By permitting the automatic racking of the circuit breaker from a remote location, the **CBS ArcSafe®** remote racking system replaces the manual racking operation and removes the operating personnel from manual contact with the circuit breaker. The unique design of the **CBS ArcSafe** remote racking system, with its specially manufactured drive shafts and tooling, enables the system to operate with all Types of circuit breakers produced by the major switchgear manufacturers. The **CBS ArcSafe** remote racking system can operate with draw-out Types of air, SF6, oil, and vacuum circuit breakers that have either a horizontal or vertical racking operation.

### BENEFITS

- Remote operation places operator outside the arc-flash protection boundary
- Compatible with low- and medium-voltage circuit breakers produced by all major switchgear manufacturers
- Use with horizontal and vertical Types of air, SF6, oil, and vacuum circuit breakers
- Height and angle of the drive is easily adjusted
- Quick-release drive shafts and couplings simplify setup
- Redundant over-racking protection provided
- Seamless transfer AC/DC power
- Hand-truck design provides easy mobility



A) Westinghouse, Cutler-Hammer, Eaton, Square D – DS, DSL, DSII  
B) GE – AKD-5 (AK)  
C) GE – Magne-Blast



### Current Control Module

CCMs ship with all RRS units and provide directional, timing, and current control in addition to other helpful features. For more information, see page 154.



US PATENT NO. 8,151,452B2

## SPECIFICATIONS

- WEIGHT . . .** 180 lbs
- BATTERY LIFE . . .** > 50 Operations\*
- SYSTEM VOLTAGE . . .** 24V DC
- INPUT VOLTAGE . . .** 120±10% VAC, 47-63 Hz†
- MAXIMUM AC CURRENT . . .** 12.2 A
- DRIVE MOTOR POWER . . .** 250 W
- DRIVE ASSEMBLY SPEED . . .** 80 RPM
- CHARGE TIME . . .** Approx. 6 hours
- DIMENSIONS . . .** 74" H x 26" W x 38.1" D
- OPERATING DISTANCE . . .** 35 feet‡

\*Number of operations is dependent on the nature of the operation

†May be custom ordered to match different local power standards

‡Standard configuration, contact CBS ArcSafe® for other options

## TOOLING COMPATIBILITY

The RRS-1 is compatible with the following circuit breaker models:

ABB-AmVac	Asea-MV	General Electric-Magne-blast	Reyrolle-LMT
ABB-AdVac	Brusk-VSI	General Electric-Magne-blast (Canadian)	Reyrolle-LMT2
ABB-HD4	Controlled Power-HVF	General Electric-PowerBreak	Schneider/Square D-Evolis
ABB-HPA	Cutler-Hammer/Eaton-Magnum DS	General Electric-PowerBreak II	Schneider/Square D-LF
ABB-VD4	Cutler-Hammer/Eaton/Square D/ Westinghouse-DS	General Electric-PowerVac	Schneider/Square D-Masterpact NT
ABB-Vmax	Cutler-Hammer/Eaton/Square D/ Westinghouse-DSL	General Electric-WavePro	Schneider/Square D-Masterpact NW
ABB/BBC/ITE-38 HKV	Cutler-Hammer/Eaton/Square D/ Westinghouse-DSL	Hawker-D8XE	Siemens-3AF
ABB/BBC/ITE-GHK	Cutler-Hammer/Eaton/Square D/ Westinghouse-DSII	Hawker-HG12	Siemens-81000
ABB/BBC/ITE-HK	Cutler-Hammer/Eaton/ Westinghouse-VCP-W	Hitachi-AK	Siemens-8BK20
ABB/BBC/ITE-HK-1000	Cutler-Hammer/Westinghouse-SPB	Howe-Yin-HVC	Siemens-8BKE
ABB/BBC/ITE-K-Line	Cutler-Hammer/Westinghouse-VCP	Howe-Yin-HVD	Siemens-GMI
ABB/BBC/ITE-LK	Cutler-Hammer/Westinghouse-VCP-T	ITE-K Series	Siemens-NX-Air
ABB/BBC/ITE-MB	Efacec-QBN7	Konkar-VK	Siemens-Simoprime
ABB/BBC/ITE-SBKJ	FPE-DST	Larson & Toubro-TF	Square D-VR
ABB/BBC/ITE-VHK	FPE-FMS-4	McGraw Edison-PSD	Siemens-WL
ABB/BBC/ITE-VKB	FPE-FPS-4	McGraw Edison-WS	Siemens/Siemens-Allis-RL
ABB/Sace-Emax	FPE-H Series	McGraw Edison-WSA	Siemens/Siemens-Allis-VV
ABB/Sace-Isomax	Fuji-Type T	Merlin Gerin-DA	Square D-SE
ABB/Sace-Megamax	Fuji-VCB	Merlin Gerin-FG2	Square D-VAD-1
ABB/Sace-Tmax	GEC-VMX	Merlin Gerin-LF2	Square D-VAD-2
Allis-Chalmers-AM	General Electric-AK	Merlin Gerin-Masterpact MP	Square D-VAD-3
Allis-Chalmers-Ruptair	General Electric-AKR	Merlin Gerin-Selpact	Sylvania-SSPB
Allis-Chalmers/Siemens-Allis-FCV	General Electric-AMH	Mitsubishi-DHP	Terasaki-AT
Allis-Chalmers/Siemens-Allis-G Series	General Electric-AMH (34.5kV)	Mitsubishi-HC-Z	Toprank-HV12
Allis-Chalmers/Siemens-Allis-LA	General Electric-EntelliGuard	Mitsubishi-VPR	Toshiba-VK
Alstom-HVX	General Electric-EntelliGuard G	Mitsubishi-WS	Westinghouse-B28B
Alstom-HWX	General Electric-FK	Nuova Magrini Galileo-B-Control	Westinghouse-DB
Alstom/GEC-SBV		Powell-PowIVac	Westinghouse-DH
Areva-HVX		Power Solutions-BV	Westinghouse-DHP

†Developed tooling listed; CBS ArcSafe also can develop new tooling for customers.



Rotary Remote Racking Tools

Extractor Remote Racking Tools

Single-Use Remote Racking Tools

Handheld Racking Tools

Remote Switch Actuators & Operators

## RRS-1


## Guide to the RRS-1 Universal Rotary Remote Racking System

- 1 Height Adjustment Handle
- 2 CCM Status Indicator Light
- 3 Storage Bag
- 4 Drive Motor Gearbox
- 5 Drive Motor
- 6 CCM Status Indicator Siren
- 7 AC Power Input Receptacle
- 8 Wired Pendant Station
- 9 Main Power Disconnect
- 10 Floor Lock
- 11 Frame
- 12 Wired Pendant Coil Cord
- 13 Current Control Module
- 14 Control Cabinet
- 15 Power Supply
- 16 Slide Rail
- 17 Drive Motor Brake
- 18 Torque Limiter Assembly
- 19 Spring-Loaded Drive Head
- 20 Front Wheels
- 21 Rear Wheels



To compare CBS ArcSafe's remote racking and extraction systems with our competitors, see page 198.





Rotary Remote  
Racking Tools

Extractor Remote  
Racking Tools

Single-Use Remote  
Racking Tools

Handheld  
Racking Tools

Remote Switch  
Actuators & Operators

## RRS-1<sup>®</sup> LT Lightweight Rotary Remote Racking System

The RRS-1 LT system is **CBS ArcSafe's** lightweight and compact counterpart to the industry-leading RRS-1 universal rotary remote racking system. The RRS-1 LT is designed specifically for applications and environments where a weight and/or size constraint may limit the use of the RRS-1. In order to meet the design requirements for the RRS-1 LT, **CBS ArcSafe** had to make major alterations to the unit in order to minimize the size and weight, therefore decreasing the rating of the unit. **CBS ArcSafe** recommends the RRS-1 LT be primarily used on low-voltage circuit breakers requiring no more than 20 ft-lb of racking torque.

### BENEFITS

- **Complete RRS-1 unit has been broken down into three modular systems on the RRS-1 LT to reduce the overall size and weight**
- Ideal for applications where users must transport racking unit by themselves through tight spaces or up stairways
- Utilizes same dual-redundant racking protection via the Current Control Module (CCM) and mechanical torque limiter, giving users two means of protection against damaging equipment during racking operations
- Welded steel frame of the RRS-1 has been replaced with a lightweight, extruded aluminum frame that supports customization based on specific application requirements
- Large drive motor has been upgraded to a compact, brushless, DC gear motor assembly
- Height adjustment rail on the RRS-1 has been replaced with a lightweight, manually operated, quick-release slide assembly
- Control cabinet housing all electronics vital for operation has been integrated into a separate rugged case for simple transportation and storage
- Large rubber wheels have been upgraded with a smaller and lighter replacement
- Intelligent AC/DC power system, allowing the unit to run on battery or AC power
- Two-station high-reach vertical adjustment capable of reaching breaker racking mechanisms up to 80" high. Also included is a wireless remote control which allows users to operate the unit from up to 300 feet away

### SPECIFICATIONS

- WEIGHT** . . . 135 lbs
- BATTERY LIFE** . . . > 50 Operations\*
- SYSTEM VOLTAGE** . . . 24V DC
- INPUT VOLTAGE** . . . 120±10% VAC, 47-63 Hz<sup>†</sup>
- PERMISSIBLE TORQUE** . . . 20 ft-lb
- DRIVE MOTOR POWER** . . . 200 W
- DRIVE ASSEMBLY SPEED** . . . 60 RPM
- CHARGE TIME** . . . Approx. 4 hours
- DIMENSIONS** . . . 60" H x 22" W x 27" D
- OPERATING DISTANCE** . . . 300 feet<sup>‡</sup>

\*Number of operations is dependent on the nature of the operation

<sup>†</sup>May be custom ordered to match different local power standards

<sup>‡</sup>Radio remote control standard on RRS-1 LT

### Current Control Module

CCMs ship with all RRS units and provide directional, timing, and current control in addition to other helpful features. For more information, see page 154.



PATENT PENDING

- 1 Aluminum Frame
- 2 Transport Handle
- 3 Main Disconnect
- 4 Current Control Module
- 5 RSO-IV LT Controller
- 6 AC/DC Power Supply
- 7 Floor Lock
- 8 Rear Wheels
- 9 Slide Rail
- 10 Motor Drive Controller
- 11 Spring-Loaded Drive Head
- 12 Torque Limiter Assembly
- 13 Tether Hooks
- 14 Drive Motor
- 15 Height Adjust Handles
- 16 Front Wheels



See tooling list on page 5 for compatible equipment.  
 Not all tooling available for RRS-1 LT.

To compare CBS ArcSafe's remote racking and extraction systems with our competitors, see page 198.

Rotary Remote Racking Tools

Extractor Remote Racking Tools

Single-Use Remote Racking Tools

Handheld Racking Tools

Remote Switch Actuators & Operators



## RRS-4

# Remote Racking System

With Smart Rack Technology



The RRS-4 boasts many of the same structural and mechanical components as the **CBS ArcSafe** RRS-1 unit, which makes it the most portable, easily adjustable, and user-friendly remote racking system in the industry today.

**What makes the RRS-4 different from its RRS-1 counterpart, and any other remote racking system on the market, is that it is operated using a dual-mode, source-programmable controller.**

### OPERATING MODES

CCM mode is a truly universal operating mode capable of racking virtually any rotary-style breaker and requires minimal setup. In SEK mode, users create a custom profile for each breaker style being operated that includes real-time breaker location feedback. Both modes are considered source programmable, meaning that all setup and operation can be done in the field without factory assistance by following the setup procedures detailed in the manual.

The RRS-4 is powered utilizing an AC/DC power system, allowing the unit to operate using standard 120V AC wall power or the internal batteries (which can provide approximately 30 to 60 racking operations depending on the application) when wall power is not available. The RRS-4 comes standard with both a corded 35-foot pendant station (extended lengths available) and a wireless radio remote pendant station capable of operating the unit from over 300 feet away.

### BENEFITS

- Two operating modes:
  - **CCM Mode:** Current control monitoring mode
  - **SEK Mode:** Turn-counting mode
- Real-time breaker location feedback in SEK mode
- AC/DC power system
- Source programmable — all setup and operation can be done in the field without factory assistance
- Hand-truck design provides easy mobility
- Status indicator to let the operator know when racking is complete
- Dual-redundant racking protection



## SPECIFICATIONS

- WEIGHT** . . . 200 lbs
- BATTERY LIFE** . . . > 50 Operations\*
- SYSTEM VOLTAGE** . . . 24V DC
- INPUT VOLTAGE** . . . 120±10% VAC, 47-63 Hz<sup>†</sup>
- MAXIMUM AC CURRENT** . . . 12.2 A
- DRIVE MOTOR POWER** . . . 250 W
- DRIVE ASSEMBLY SPEED** . . . Variable: 60/80 RPM
- CHARGE TIME** . . . Approx. 6 hours
- DIMENSIONS** . . . 74" H x 26" W x 38.1" D
- OPERATING DISTANCE** . . . 35 feet<sup>‡</sup>

\*Number of operations is dependent on the nature of the operation  
<sup>†</sup>May be custom ordered to match different local power standards  
<sup>‡</sup>Standard configuration, contact CBS ArcSafe® for other options



A) Westinghouse, Cutler-Hammer, Eaton, Square D – DS, DSL, DSII  
 B) GE – AKD-5 (AK)  
 C) GE – Magne-Blast

## TOOLING COMPATIBILITY

The RRS-4 is compatible with the following circuit breaker models:

ABB-AmVac	Areva-HVX	General Electric-PowerBreak	Schneider/Square D-Evolis
ABB-AdVac	Asea-MV	General Electric-PowerBreak II	Schneider/Square D-LF
ABB-HD4	Brusk-VSI	General Electric-PowerVac	Schneider/Square D-Masterpact NT
ABB-HPA	Controlled Power-HVF	General Electric-WavePro	Schneider/Square D-Masterpact NV
ABB-VD4	Cutler-Hammer/Eaton-Magnum DS	Hawker-D8XE	Siemens-3AF
ABB-Vmax	Cutler-Hammer/Eaton/Square D/Westinghouse-DS	Hawker-HG12	Siemens-81000
ABB/BBC/ITE-38 HKV	Cutler-Hammer/Eaton/Square D/Westinghouse-DSL	Hitachi-AK	Siemens-8BK20
ABB/BBC/ITE-GHK	Cutler-Hammer/Eaton/Square D/Westinghouse-DSII	Howe-Yin-HVC	Siemens-8BKE
ABB/BBC/ITE-HK	Cutler-Hammer/Eaton/Westinghouse-VCP-W	Howe-Yin-HVD	Siemens-GMI
ABB/BBC/ITE-HK-1000	Cutler-Hammer/Westinghouse-SPB	ITE-K Series	Siemens-NX-Air
ABB/BBC/ITE-K-Line	Cutler-Hammer/Westinghouse-VCP	Konkar-VK	Siemens-Simoprime
ABB/BBC/ITE-LK	Cutler-Hammer/Westinghouse-VCP-T	Larson & Toubro-TF	Square D-VR
ABB/BBC/ITE-MB	Efacec-QBN7	McGraw Edison-PSD	Siemens-WL
ABB/BBC/ITE-SBKJ	FPE-DST	McGraw Edison-WS	Siemens/Siemens-Allis-RL
ABB/BBC/ITE-VHK	FPE-FMS-4	McGraw Edison-WSA	Siemens/Siemens-Allis-VV
ABB/BBC/ITE-VKB	FPE-FPS-4	Merlin Gerin-DA	Square D-SE
ABB/BBC/ITE-HV	FPE-H Series	Merlin Gerin-FG2	Square D-VAD-1
ABB/Sace-Emax	Fuji-Type T	Merlin Gerin-LF2	Square D-VAD-2
ABB/Sace-Isomax	Fuji-VCB	Merlin Gerin-Masterpact MP	Square D-VAD-3
ABB/Sace-Megamax	GEC-VMX	Merlin Gerin-Selpact	Sylvania-SSPB
ABB/Sace-Tmax	General Electric-AK	Mitsubishi-DHP	Terasaki-AT
Allis-Chalmers-AM	General Electric-AKR	Mitsubishi-HC-Z	Toprank-HV12
Allis-Chalmers-Ruptair	General Electric-AMH	Mitsubishi-VPR	Toshiba-VK
Allis-Chalmers/Siemens-Allis-FCV	General Electric-AMH (34.5kV)	Mitsubishi-WS	Westinghouse-B28B
Allis-Chalmers/Siemens-Allis-G Series	General Electric-EntelliGuard	Nuova Magrini Galileo-B -Control	Westinghouse-DB
Allis-Chalmers/Siemens-Allis-LA	General Electric-EntelliGuard G	Powell-PowlVac	Westinghouse-DH
Alstom-HVX	General Electric-FK	Power Solutions-BV	Westinghouse-DHP
Alstom-HWX	General Electric-Magne-blast	Reyrolle-LMT	
Alstom/GEC-SBV	General Electric-Magne-blast (Canadian)	Reyrolle-LMT2	

<sup>‡</sup>Developed tooling listed; CBS ArcSafe also can develop new tooling for customers.

Rotary Remote Racking Tools

Extractor Remote Racking Tools

Single-Use Remote Racking Tools


Handheld Racking Tools

Remote Switch Actuators & Operators

## RRS-4

## Guide to the RRS-4 Universal Rotary Remote Racking System

- 1 Height Adjustment Handle
- 2 CCM Status Indicator Light
- 3 Drive Motor Gearbox
- 4 Drive Motor Brake
- 5 Wired Pendant Station
- 6 CCM Status Indicator Siren
- 7 AC Power Input Receptacle
- 8 Battery Indicator
- 9 Frame
- 10 Storage Bag
- 11 Control Cabinet
- 12 PD Alert Partial Discharge Sensor
- 13 Power Supply
- 14 Slide Rail
- 15 Torque Limiter Assembly
- 16 Drive Encoder
- 17 Drive Motor
- 18 Wireless Pendant Station
- 19 User Interface
- 20 Main Disconnect
- 21 Front Wheels
- 22 Rear Wheels



To compare CBS ArcSafe's remote racking and extraction systems with our competitors, see page 198.





Rotary Remote  
Racking Tools

Extractor Remote  
Racking Tools

Single-Use Remote  
Racking Tools

Handheld  
Racking Tools

Remote Switch  
Actuators & Operators

## RRS<sup>®</sup>-1

## RRS<sup>®</sup>-4

### Available Options

Some options not available for use with RRS-1 LT. Contact CBS ArcSafe for details.


#### CCM Radio Remote

The CCM radio remote option allows users to operate the RRS and monitor the racking status wirelessly from up to 300 feet away. Ideal for users with extended distance requirements or those who wish to monitor the status of the racking operation remotely.



#### Wireless/Wired Video System

The wireless/wired video system allows users to monitor the remote racking operation from up to 300 feet away using an RRS-mounted camera and stand-alone monitor. Ideal for users who will be visually separated from the RRS during the remote operation.



#### Transport Skid

The transport skid features a built-in ramp for loading and unloading and integrated spring loaded latches to secure the ramp when not in use. Ideal for transporting equipment to remote or difficult to access locations.



#### LED Light

The LED light accessory adds a forward-facing, high-intensity light source with pan and tilt capability to the front of the RRS. Ideal for personnel setting up the RRS or installing RRS tooling in low-light environments.

#### Water-Resistant Cover

It is recommended that the RRS be stored in a dry, temperature-controlled environment. However, because this is not always possible, CBS ArcSafe offers a water-resistant cover that protects the RRS from contact with small amounts of liquid from above.



#### Pneumatic Tires

The air-filled pneumatic tires provide a cushioning effect and reduce wear on the RRS unit during transport. Ideal for customer applications where transportation or use on uneven, rocky, or gravel surfaces is likely to occur.

#### Wired Pendant Extensions

The wired pendant extension(s) allows users to operate the RRS from extended distances while remaining tethered to the unit. Ideal for use in facilities with extended distance requirements that also restrict radio-controlled device transmission.



#### Stair Climber Rails

The stair climber rails provide a low-friction surface for use when transporting the RRS up and down stairs and provide a level of protection to the control cabinet during everyday use. Ideal for applications requiring transportation up or down stairways.

## RRS®-1

## RRS®-4

### Available Options

Some options not available for use with RRS-1 LT. Contact CBS ArcSafe for details.

#### Power Slide

The power slide system utilizes a motor to raise and lower the drive assembly instead of the standard handle. Ideal for applications requiring users to quickly and easily switch between racking heights for different breakers.



#### High Lift

The high lift option is required to remotely rack any equipment with a racking mechanism more than 66 inches off the ground. Ideal for users who wish to rack breakers with extremely high racking mechanisms that would otherwise cause issues during manual operation.



#### Magne-Blast Supervisory Link

The MBSL option allows the RRS to interface with the pre-existing control circuit and cubicle-mounted limit switches within GE Magne-Blast gear. Ideal for users who want to control the RRS by utilizing the pre-existing Magne-Blast control scheme.



#### Tether System

The tether kit is used to provide a universal link between the RRS and the electrical equipment being remotely racked. Ideal for users who wish to remotely rack breakers with moving racking mechanisms.



#### Low-Speed/Jog

The low-speed/jog option consists of a high-torque/low-speed gearbox, as well as manual jog control for the RRS operation. Ideal for applications requiring added torque output and/or more precise control.



#### Front Casters

The front casters allow for maximum mobility even in the tightest spaces, simplifying installation and setup in these locations. Ideal for tight or constrained areas where users may otherwise have difficulty maneuvering the RRS.

### PD Alert

Partial Discharge: The First Line of Defense

#### PD Alert Sensor

PD Alert provides an additional layer of safety for technicians tasked with racking or removing circuit breakers and motor control centers. In the event of a breakdown in line-to-line or line-to-ground insulation, the programmable PD Alert radio frequency (RF) non-contact sensor issues

a visual strobe alarm or digital alarm via email or SMS text message. Compatible with RRS-1, RRS-1LT, RRS-4 and RRS-2 only; also works as stand-alone sensor.



Rotary Remote Racking Tools

Extractor Remote Racking Tools

Single-Use Remote Racking Tools

Handheld Racking Tools

Remote Switch Actuators & Operators



## Current Control Module

### Current Control Module

The Current Control Module gives the operator more control over the remote racking operation, including direction, manual and automation operation, and current control and current recording. High current demands can indicate mechanical problems, including the need for lubrication.

#### Features for all RRS units

- Low-power indicator
- Install and remove directional control (some switchgear have counterclockwise for install and clockwise for remove)
- Manual current control allows the operator to both monitor and record the current draw during the racking operation
- Simple to change to/from manual and to/from automatic operation
- Maximum current operation records the highest current reached during the racking operation
- Adjustable time-stop parameter wherein the current can be allowed to spike for a small portion of time without stopping the racking procedure. For instance, some breakers may have a small increase in resistance while being racked from not being well-lubricated

#### Additional features for the RRS-1

- Ability to work with any control voltage when equipped with the Magne-Blast supervisory link, eliminating the need to change relays for different control voltages
- Gives location feedback when operating Magne-Blast supervisory link by displaying dots on the screen for the fully installed and removed positions
- Built-in coast down timers for Magne-Blast supervisory link operation, which can be adjusted from the CCM itself
- Automatically reverses motor rotation for use with the geared adapter when the machine is working in supervisory link mode on Magne-Blast circuit breakers
- Built-in jog timers for machines equipped with the low-speed/jog function, which can be adjusted from the CCM itself



# Remote Racking Systems For Extractor-Type Equipment

**RRS®-2**



**RRS®-2 BE**



Compatible with all switchgear manufacturers including:

- ABB
- AEG
- Allis-Chalmers
- Alstom
- Areva
- Asea
- BBC
- Controlled Power
- Cutler-Hammer
- Eaton
- Federal Pacific Electric
- Federal Pioneer
- Fuji
- GEC
- General Electric
- Hyundai
- ITE
- McGraw-Edison
- Merlin Gerin
- Mitsubishi
- Powell
- Reyrolle
- Schneider
- Siemens
- Siemens-Allis
- Square D
- Toshiba
- Westinghouse

NOTE: All manufacturers' names, trademarks, and part numbers are used for reference purposes only. CBS ArcSafe, Inc. is not an authorized distributor or representative of manufacturers shown. Designated trademarks, brand names and brands appearing herein are the property of their respective owners.

Rotary Remote Racking Tools

Extractor Remote Racking Tools

Single-Use Remote Racking Tools

Handheld Racking Tools

Remote Switch Actuators & Operators

## **RRS-2** Remote Racking System For Extraction-Style Circuit Breakers



The CBS ArcSafe RRS-2 is a portable and highly configurable remote racking system built to rack all circuit breakers with non-rotary racking mechanisms while keeping the operator outside of the arc-flash boundary. The operator is able to manipulate the breaker-specific tooling, available for numerous makes and models of switchgear, via either a wired or wireless pendant station from up to 300 feet away. The RRS-2 is powered by a redundant AC/DC system that utilizes either standard AC power or the internal battery to run the unit. Absolutely no modifications to the switchgear or circuit breaker are necessary to perform remote racking with the RRS-2. Prior to ordering, CBS ArcSafe recommends an on-site evaluation be performed by a company representative in order to ensure the proper equipment may be provided for each customer based on their particular switchgear and specific requests.



US PATENT 8,063,323 B1

### **Current Control Module**

CCMs ship with all RRS units and provide directional, timing, and current control in addition to other helpful features. For more information, see page 16.





## BENEFITS

- Remote operation places operator outside the arc-flash protection boundary
- Use with low- and medium-voltage circuit breakers produced by all the major switchgear manufacturers
- Use with many lever actuated racking switchgear models that do not utilize rotary racking mechanisms
- Actuator height easily adjusted
- Quick-connect and -release drive actuators simplify setup
- Redundant AC/DC power
- Hand-truck design provides easy mobility

## TOOLING COMPATIBILITY

The RRS-2 is compatible with the following circuit breaker models:

- ABB - RMMVAC (FC & FS Replacement)
- Allis Chalmers, Siemens Allis, Siemens - FA & FC(V)-350, 500, 750, 1000-A(-1) & B
- Allis Chalmers, Siemens Allis, Siemens - FA, FB, FC-250, 350, 500, 750, 1000
- Allis Chalmers, Siemens Allis, Siemens - MA-150, 250, 350
- Allis Chalmers, Siemens Allis, Siemens - MA-150, 250, 350A(-1)
- Allis Chalmers, Siemens Allis, Siemens - MA-150, 250, 350B(-1)
- Allis Chalmers, Siemens Allis, Siemens - MA-150, 250, 350C(-1)
- Allis Chalmers, Siemens Allis, Siemens - MA-75A
- Controlled Power - 38kV
- Eaton - DST-2-VR
- EPE - VFT-12
- FPE - DST-2 (5-15kV, 1200-3000A, 75-750MVA)
- FPE - DST-2 (15kV, 3000A, 1000MVA)
- General Electric - AK-1/2-50/75
- General Electric - AK-1/2-50/75 (Nelson)
- General Electric - AK-1-25
- General Electric - AK-2-25
- General Electric - AK-2-25 (Nelson)
- General Electric - AL
- ITE - HV (15kV)
- Merlin-Gerin - FG-2
- Merlin-Gerin - Fluarc FG-1
- Sace Bergamo - DR (5-15kV, 1200-3000A, 75-750MVA)
- Sace Bergamo - DR (15kV, 3000A, 1000MVA)
- Siemens - 8BD1
- Siemens - FSV
- Siemens - MSV
- Tamco - VK
- Westinghouse - DA-50
- Westinghouse - DA-75
- Westinghouse - DB-15
- Westinghouse - DB-25
- Westinghouse - DB-50

\*Developed tooling listed; CBS ArcSafe also can develop new tooling for customers.


## SPECIFICATIONS

- WEIGHT** . . . 160 lbs
- BATTERY LIFE** . . . > 50 Operations\*
- SYSTEM VOLTAGE** . . . 24V DC
- INPUT VOLTAGE** . . . 120±10% VAC, 47-63 Hz†
- MAXIMUM AC CURRENT** . . . 12.2 A
- EXT. ACTUATOR FORCE** . . . 600 lb
- EXT. ACTUATOR SPEED** . . . 1.0"/second
- CHARGE TIME** . . . Approx. 6 hours
- DIMENSIONS** . . . 60" H x 26" W x 36" D
- OPERATING DISTANCE** . . . 35 feet‡

\*Number of operations is dependent on the nature of the operation

†May be custom ordered to match different local power standards

‡Standard configuration, contact CBS ArcSafe® for other options



A) Allis-Chalmers, Siemens Allis, Siemens — MA-150, 250, 350B

B) Allis-Chalmers, Siemens Allis, Siemens — MA-150, 250, 350C

C) FPE - DST-II

D) GE - AK-1-25

## **RRS-2**

## Guide to the RRS-2 Universal Extractor Remote Racking System

Rotary Remote  
Racking Tools

Extractor Remote  
Racking Tools

Single-Use Remote  
Racking Tools

Handheld  
Racking Tools

Remote Switch  
Actuators & Operators

- 1 Slide Rail
- 2 Height Adjustment Lever
- 3 Wired Pendant Coil Cord
- 4 Wired Pendant Station
- 5 AC Power Input Receptacle
- 6 Storage Bag
- 7 Current Control Module (CCM)
- 8 PD Alert Partial Discharge Sensor
- 9 Control Cabinet
- 10 Power Supply
- 11 Steel Frame
- 12 Junction Box
- 13 Main Actuator
- 14 Tooling Attach Point
- 15 Cabinet Attachment Spreader Bar
- 16 Telescope Tube
- 17 Main Disconnect
- 18 Front Wheels
- 19 Rear Wheels



To compare CBS ArcSafe's remote racking and extraction systems with our competitors, see page 198.

Rotary Remote Racking Tools

Extractor Remote Racking Tools

Single-Use Remote Racking Tools

Handheld Racking Tools

Remote Switch Actuators & Operators





## RRS-2 BE Remote Racking System



Rotary Remote Racking Tools

Extractor Remote Racking Tools

Single-Use Remote Racking Tools

Handheld Racking Tools

Remote Switch Actuators & Operators

The RRS-2 BE is designed specifically for motor control center (MCC) bucket removal applications where users normally would be required to perform the install or remove operation manually — exposing them to the potential hazards of an arc flash and its lethal consequences. Designed to be extremely versatile, the RRS-2 BE is suited for use for all environments — from grueling applications in a power-generation facility to clean rooms at a high-tech manufacturing plant.

### BENEFITS

Setup and operation of the RRS-2 BE are very similar to that of the standard RRS-2; allowing users who are familiar with RRS-2 operation to be able to transition between operation of the two easily with no additional training required. RRS-2 BE benefits include:

- Control cabinet housing all of the electronics vital for operation has been integrated into a separate rugged case for simple transportation and storage
- Large linear actuator has been replaced with a compact, adjustable travel linear actuator more suited to the forces required for MCC buckets instead of large breakers
- Steel frame of the RRS-2 has been modified to accept the specialized tooling required for MCC bucket install and remove applications
- Modular construction reduces weight compared to RRS-2 model
- Dual-channel-enabled operation allows users to carefully control the MCC bucket install and remove operations
- Intelligent AC/DC power system, allowing the unit to run on battery or AC power
- Two-station high-reach vertical adjustment capable of reaching MCC buckets up to 80-inches high. Also included is a wireless remote control, allowing users to operate the unit from up to 300 feet away

To compare CBS ArcSafe's remote racking and extraction systems with our competitors, see page 198.

US PATENT NO. 8,161,631B1

### SPECIFICATIONS

**WEIGHT** . . . 105 lbs

**BATTERY LIFE** . . . > 50 Operations\*

**SYSTEM VOLTAGE** . . . 24V DC

**INPUT VOLTAGE** . . . 120±10% VAC, 47-63 Hz†

**CHARGE TIME** . . . Approx. 4 hours


**DIMENSIONS** . . . 74" H x 25" W x 32" D

**OPERATING DISTANCE** . . . 300 feet‡

\*Number of operations is dependent on the nature of the operation

†May be custom ordered to match different local power standards

‡Radio remote control standard on RRS-2 BE



### RSO-IIBE FOR THE RRS-2 BE

The RSO-IIBE functions as the user interface for the RRS-2 BE motor control center bucket racking system. The RSO-IIBE is housed in a rugged, portable case and utilizes many of the same components and controls as the control cabinet found on the RRS-2. The RSO-IIBE is designed to work specifically with the specialized tooling required for use with the RRS-2 BE and motor control center buckets. The RSO-IIBE features an intelligent AC/DC power system which uses a power supply mounted to the RRS-2 BE frame to charge the internal batteries or run the unit off of AC power.

RSO-II: US PATENT NO. 8,161,631B1

Rotary Remote Racking Tools

Extractor Remote Racking Tools

Single-Use Remote Racking Tools

Handheld Racking Tools

Remote Switch Actuators & Operators

- 1 Steel Frame
- 2 Radio Remote Control
- 3 Main Disconnect
- 4 Local Control
- 5 RSO-IIBE Controller
- 6 AC/DC Power Supply
- 7 Floor Locks
- 8 Height Adjustment Rail
- 9 Application-Specific Tooling
- 10 Extraction Actuator
- 11 Magnet Bar
- 12 Height-Adjustment Mount
- 13 Front Wheels
- 14 Rear Wheels



## RRS<sup>®</sup>-2

### Available Options

Some options not available for use with RRS-2 BE. Contact CBS ArcSafe for details.


#### CCM Radio Remote

The CCM radio remote option allows users to operate the RRS and monitor the racking status wirelessly from up to 300 feet away. Ideal for users with extended distance requirements or those who wish to monitor the status of the racking operation remotely.



#### Wireless/Wired Video System

The wireless/wired video system allows users to monitor the remote racking operation from up to 300 feet away using an RRS-mounted camera and stand-alone monitor. Ideal for users who will be visually separated from the RRS during the remote operation.



#### Transport Skid

The transport skid features a built-in ramp for loading and unloading and integrated spring loaded latches to secure the ramp when not in use. Ideal for transporting equipment to remote or difficult to access locations.



#### LED Light

The LED light accessory adds a forward-facing, high-intensity light source with pan and tilt capability to the front of the RRS. Ideal for personnel setting up the RRS or installing RRS tooling in low-light environments.

#### Water-Resistant Cover

It is recommended that the RRS be stored in a dry, temperature-controlled environment. However, because this is not always possible, CBS ArcSafe offers a water-resistant cover that protects the RRS from contact with small amounts of liquid from above.



#### Pneumatic Tires

The air-filled pneumatic tires provide a cushioning effect and reduce wear on the RRS unit during transport. Ideal for customer applications where transportation or use on uneven, rocky, or gravel surfaces is likely to occur.



## RRS®-2

### Available Options

Some options not available for use with RRS-2 BE. Contact CBS ArcSafe for details.

#### Wired Pendant Extensions

The wired pendant extension(s) allows users to operate the RRS from extended distances while remaining tethered to the unit. Ideal for use in facilities with extended distance requirements that also restrict radio-controlled device transmission.



#### Stair Climber Rails

The stair climber rails provide a low-friction surface for use when transporting the RRS up and down stairs and provide a level of protection to the control cabinet during everyday use. Ideal for applications requiring transportation up or down stairways.



#### PD Alert

**Partial Discharge: The First Line of Defense**

#### PD Alert Sensor

PD Alert provides an additional layer of safety for technicians tasked with racking or removing circuit breakers and motor control centers. In the event of a breakdown in line-to-line or line-to-ground insulation, the programmable PD Alert radio frequency (RF) non-contact sensor issues a visual strobe alarm or digital alarm via email or SMS text message. Compatible with RRS-1, RRS-1LT, RRS-4 and RRS-2 only; also works as stand-alone sensor.



#### High Lift

The high lift option is required to remotely rack any equipment with a racking mechanism more than 66 inches off the ground. Ideal for users who wish to rack breakers with extremely high racking mechanisms that would otherwise cause issues during manual operation.



#### Front Casters

The front casters allow for maximum mobility even in the tightest spaces, simplifying installation and setup in these locations. Ideal for tight or constrained areas where users may otherwise have difficulty maneuvering the RRS.

Rotary Remote Racking Tools

Extractor Remote Racking Tools

Single-Use Remote Racking Tools

Handheld Racking Tools

Remote Switch Actuators & Operators

## RRS®-3

# Single-Use Portable Remote Racking Systems

CBS ArcSafe Single-Use Remote Racking Systems (RRS-3s) are designed to remotely rack a single style of circuit breaker utilizing a portable, stand-alone device. The RRS-3 units are most commonly assisted by strong magnets, meaning that no modifications are required to the switchgear. This also allows operators to easily move the RRS-3 from one breaker to another.

The RRS-3 system is an inexpensive single-application remote racking system that allows the operator to install and remove a breaker while standing 25 to 75 feet away with a hand-control unit. Each CBS ArcSafe RRS-3 is custom built to your electrical equipment so that it can safely operate your switchgear.

RRS-3 MBII



RRS-3 MDS



RRS-3 VB



Compatible with all switchgear manufacturers including:

- |                  |                            |                    |                 |
|------------------|----------------------------|--------------------|-----------------|
| ■ ABB            | ■ Controlled Power         | ■ General Electric | ■ Reyrolle      |
| ■ AEG            | ■ Cutler-Hammer            | ■ Hyundai          | ■ Schneider     |
| ■ Allis-Chalmers | ■ Eaton                    | ■ ITE              | ■ Siemens       |
| ■ Alstom         | ■ Federal Pacific Electric | ■ McGraw-Edison    | ■ Siemens-Allis |
| ■ Areva          | ■ Federal Pioneer          | ■ Merlin Gerin     | ■ Square D      |
| ■ Asea           | ■ Fuji                     | ■ Mitsubishi       | ■ Toshiba       |
| ■ BBC            | ■ GEC                      | ■ Powell           | ■ Westinghouse  |

NOTE: All manufacturers' names, trademarks, and part numbers are used for reference purposes only. CBS ArcSafe, Inc. is not an authorized distributor or representative of manufacturers shown. Designated trademarks, brand names and brands appearing herein are the property of their respective owners.

## RRS<sup>®</sup>-3

# Single-Use Portable Remote Racking System

### BENEFITS

- Lightweight, portable construction
- Mechanical and electrical safety protection
- Mechanical clutch over-racking protection
- Adjustable to fit unique equipment configurations
- Fast and easy to set up
- Reduced need for a full-body arc-flash suit
- Adds safety and helps comply with NFPA 70E
- No modifications required

### OPTIONAL FEATURES

- 25-foot pendant extensions
- 24V DC LED light
- Wireless video camera system with LCD monitor
- Rugged protective case assembly

### RSO-IV for the RRS-3

**All RRS-3s require the RSO-IV to operate.**

The RSO-IV is a rechargeable 24V DC power supply that, when used in conjunction with an appropriate RRS-3, will remotely perform any racking operation that would normally require local operation by trained personnel. Tasks the RSO and RRS-3s can perform include, but are not limited to, the following operations:

1. Installing and removing any switchgear utilizing a rotary racking mechanism
2. Installing and removing any switchgear utilizing a non-rotary racking mechanism
3. Engaging or disengaging mechanical or electrical interlocks, such as circuit breaker interlock foot-pedals or buttons

**WEIGHT** . . . . 23 lbs

**BATTERY LIFE** . . . . 8 amp-hours

**OUTPUT VOLTAGE** . . . . 24V DC

**INPUT VOLTAGE** . . . . 100-240 VAC/ 50-60Hz

**FULL LOAD AMPS** . . . . 2 A

**ENCLOSURE RATING** . . . . Type 1

**ENCLOSURE MATERIAL** . . . . Polypropylene copolymer

NOTE: Some units will require the RSO-IV-NW; the RSO-IV-NW is an extension of the RSO-IV that allows the operator to operate interlocks.

RSO-IV PATENT PENDING



### Radio Remote Pendant Station

**MAX. OPER. DISTANCE** . . . . 300 Ft. (Line Of Sight)

**FREQUENCY** . . . . Direct Sequence Spread Spectrum (DSSS) Technology

**OPERATING TEMP.** . . . . -4°F to 131°F

**TRANSMITTER POWER** . . . . +3.6V to +4.5V (Three AAA Batteries)

**AUTO SHUTDOWN** . . . . 4 Minutes

**INDICATORS** . . . . Green — Transmit  
Red — Receive  
Amber — Link

**LOW BATTERY WARNING** . . . 3.3V and Below

(Green LED will blink approx. once per second regardless of operational status)

**LOW BATTERY SHUTDOWN** . 3.1V and Below

**TRANSMITTER WEIGHT** . . . . 7.2 Oz.

**TRANSMITTER SIZE** . . . . 5.37" x 2.68" x 0.92"

**TRANSMIT BUTTON LIFE** . . . 5 Million Operations

NOTE: All manufacturers' names, trademarks, and part numbers are used for reference purposes only. CBS ArcSafe, Inc. is not an authorized distributor or representative of manufacturers shown. Designated trademarks, brand names, and brands appearing herein are the property of their respective owners.

### Current Control Module

CCMs ship with all RRS units and provide directional, timing, and current control in addition to other helpful features. For more information, see page 16.



Rotary Remote Racking Tools

Extractor Remote Racking Tools

Single-Use Remote Racking Tools

Handheld Racking Tools

Remote Switch Actuators & Operators



## Manufacturing Index

RRS-3 UNIT	MANUFACTURER/BREAKER TYPE	PAGE
RRS-3 HK	ABB/BBC/ITE Type HK, 1200-3000A, 75-750MVA	39
RRS-3 KL(S)	ABB/BBC/ITE Type K-Line, 225-2000A	41
RRS-3 KL(L)	ABB/BBC/ITE Type K-Line, 3000-4000A	40
RRS-3 LK	ABB/BBC/ITE Type LK	43
RRS-3 MB/MBE	ABB/BBC/ITE Type MB/MBE	44
RRS-3 E-MAX	ABB/SACE Type Emax, 800-5000A	37
RRS-3 LA	Allis-Chalmers/Siemens-Allis Type LA/LAF, 1600-2000A	41
RRS-3 LA(L)	Allis-Chalmers/Siemens-Allis Type LA/LAF, 3000-4000A	42
RRS-3 LA(S)	Allis-Chalmers/Siemens-Allis Type LA/LAF, 600-800A	42
RRS-3 DS	Cutler-Hammer/Eaton/Square D/Westinghouse Type DS, 800-4000A	37
RRS-3 VCP-W(S)	Cutler-Hammer/Eaton/Westinghouse Type VCP-W, 1200-3000A	49
RRS-3 MDS	Eaton/Cutler-Hammer Type Magnum DS, 800-5000A	44
RRS-3 H-2/H-3	FPE Type H-2/HL-2, 600-6000A	39
RRS-3 H/H-1	FPE Type H/H-1, 600-6000A	38
RRS-3 AKD(ME)	General Electric Type AK, 1600-3200A	30
RRS-3 AKD-5	General Electric Type AK, 1600-4000A	31
RRS-3 AKD-5(S)	General Electric Type AK, 225-600A	31
RRS-3 AKD-8(L)	General Electric Type AKR, 3200-4000A	33
RRS-3 AKD-6	General Electric Type AKR, 800-2000A	32
RRS-3 AKD-8	General Electric Type AKR, 800-2000A	32
RRS-3 AKD-8(S)	General Electric Type AKR, 800-2000A	33
RRS-3 MB II	General Electric Type AM	43
RRS-3 PBII	General Electric Type PowerBreak II	46
RRS-3 VB	General Electric Type VB, 1200-3000A	48
RRS-3 AKD-10(L)	General Electric Type WavePro, 3200-5000A	34
RRS-3 AKD-10(S)	GENERAL ELECTRIC TYPE WAVEPRO, 800-2000A	34
RRS-3 KB/KC	ITE Type KB, 100-600A & Type KC, 200-1600A	40
RRS-3 NT	Merlin Gerin/Schneider/Square D Masterpact Type NT, 800-1600A	45
RRS-3 NW	Merlin Gerin/Schneider/Square D Masterpact Type NW, 800-6000A	45
RRS-3 COMPACT NS	Merlin-Gerin/Schneider Type Compact NS	35
RRS-3 POWLVAC (STD)	Powell PowlVac Type PV, 1200-3000A	46
RRS-3 VR	Schneider/Square D Type VR, 1200-3000A	49
RRS-3 GMI	Siemens Type GMI, 1200-3000A	38
RRS-3 WL	Siemens Type WL, 800-6000A	50
RRS-3 3AF	Siemens-Allis/Siemens Type 3AF, 1200-3000A	30
RRS-3 RL(L)	Siemens/Siemens-Allis Type RL/RLE/RLF, 3200-5000A	47
RRS-3 RL(S)	Siemens/Siemens-Allis Type RL/RLE/RLF/RLI, 800-2000A	47
RRS-3 DB-75/100	Westinghouse Type DB-75, 3000A & Type DB-100, 4000A	35
RRS-3 DH(S)	Westinghouse Type DH	36
RRS-3 DHP/DVP (S)	Westinghouse Type DHP/DVP	36
RRS-3 VCP	Westinghouse Type VCP, 1200-3000A	48

See individual listings for more specific breaker compatibility descriptions.

Rotary Remote Racking Tools

Extractor Remote Racking Tools

Single-Use Remote Racking Tools

Handheld Racking Tools

Remote Switch Actuators & Operators

## Product Index

RRS-3 UNIT	MANUFACTURER/BREAKER TYPE	PAGE
RRS-3 3AF	Siemens-Allis/Siemens Type 3AF, 1200-3000A	30
RRS-3 AKD(ME)	General Electric Type AK, 1600-3200A	30
RRS-3 AKD-5	General Electric Type AK, 1600-4000A	31
RRS-3 AKD-5(L)	General Electric Type AK, 225-600A	31
RRS-3 AKD-6	General Electric Type AKR, 800-2000A	32
RRS-3 AKD-8	General Electric Type AKR, 800-2000A	32
RRS-3 AKD-8(L)	General Electric Type AKR, 3200-4000A	33
RRS-3 AKD-8(S)	General Electric Type AKR, 800-2000A	33
RRS-3 AKD-10(L)	General Electric Type WavePro, 3200-5000A	34
RRS-3 AKD-10(S)	General Electric Type WavePro, 800-2000A	34
RRS-3 COMPACT NS	Merlin-Gerin/Schneider Type Compact NS	35
RRS-3 DB-75/100	Westinghouse Type DB-75, 3000A & Type DB-100, 4000A	35
RRS-3 DH(S)	Westinghouse Type DH	36
RRS-3 DHP/DVP (S)	Westinghouse Type DHP/DVP	36
RRS-3 DS	Cutler-Hammer/Eaton/Square D/Westinghouse Type DS, 800-4000A	37
RRS-3 E-MAX	ABB/SACE Type Emax, 800-5000A	37
RRS-3 GMI	Siemens Type GMI, 1200-3000A	38
RRS-3 H/H-1	FPE Type H/H-1, 600-6000A	38
RRS-3 H-2/H-3	FPE Type H-2/HL-2, 600-6000A	39
RRS-3 HK	ABB/BBC/ITE Type HK, 1200-3000A, 75-750MVA	39
RRS-3 KB/KC	ITE Type KB, 100-600A & Type KC, 200-1600A	40
RRS-3 KL(L)	ABB/BBC/ITE TYPE K-LINE, 3000-4000A	40
RRS-3 KL(S)	ABB/BBC/ITE Type K-Line, 225-2000A	41
RRS-3 LA	Allis-Chalmers/Siemens-Allis Type LA/LAF, 1600-2000A	41
RRS-3 LA(L)	Allis-Chalmers/Siemens-Allis Type LA/LAF, 3000-4000A	42
RRS-3 LA(S)	Allis-Chalmers/Siemens-Allis Type LA/LAF, 600-800A	42
RRS-3 LK	ABB/BBC/ITE Type LK	43
RRS-3 MB II	General Electric Type AM	43
RRS-3 MB/MBE	ABB/BBC/ITE Type MB/MBE	44
RRS-3 MDS	Eaton/Cutler-Hammer Type Magnum DS, 800-5000A	44
RRS-3 NT	Merlin Gerin/Schneider/Square D Masterpact Type NT, 800-1600A	45
RRS-3 NW	Merlin Gerin/Schneider/Square D Masterpact Type NW, 800-6000A	45
RRS-3 PBII	General Electric Type PowerBreak II	46
RRS-3 POWLVAC (STD)	Powell PowlVac Type PV, 1200-3000A	46
RRS-3 RL(L)	Siemens/Siemens-Allis Type RL/RLE/RLF, 3200-5000A	47
RRS-3 RL(S)	Siemens/Siemens-Allis Type RL/RLE/RLF/RLI, 800-2000A	47
RRS-3 VB	General Electric Type VB, 1200-3000A	48
RRS-3 VCP	Westinghouse Type VCP, 1200-3000A	48
RRS-3 VCP-W(S)	Cutler-Hammer/Eaton/Westinghouse Type VCP-W, 1200-3000A	49
RRS-3 VR	Schneider/Square D Type VR, 1200-3000A	49
RRS-3 WL	Siemens Type WL, 800-6000A	50

See individual listings for more specific breaker compatibility descriptions.

Rotary Remote  
Racking Tools

Extractor Remote  
Racking Tools

Single-Use Remote  
Racking Tools

Handheld  
Racking Tools

Remote Switch  
Actuators & Operators

## **RRS<sup>®</sup>-3 3AF**



FOR USE WITH:

### **Siemens-Allis/Siemens Type 3AF, 1200-3000A**

(Includes 5/7/15-3AF-250/350/500/750/1000)

The RRS-3 3AF is designed to safely and remotely rack Siemens-Allis/Siemens Type 3AF, 1200-3000A (Includes 5/7/15-3AF-250/350/500/750/1000) circuit breaker models without any needed modifications to your equipment and/or switchgear. The RRS-3 3AF is a lightweight, portable operating solution that will not fatigue the operator while remote racking Type 3AF, 1200-3000A (Includes 5/7/15-3AF-250/350/500/750/1000) electrical equipment. The RRS-3 3AF is also easy to install and remove so that the same RRS-3 can be easily used to rack different sets of the same electrical equipment.



## **RRS<sup>®</sup>-3 AKD(ME)**

FOR USE WITH:

### **General Electric (GE) Type AK, 1600-3200A**

(Includes AK/AKU - 1/2/3 - 50/50S/75/75S))

The RRS-3 AKD(ME) is designed to safely and remotely rack GE Type AK, 1600-3200A (Includes AK/AKU - 1/2/3 - 50/50S/75/75S) air circuit breaker models without any needed modifications to your equipment and/or switchgear. The RRS-3 AKD(ME) is a lightweight, portable construction operating solution that will not fatigue the operator while remote racking GE Type AK, 1600-3200A (Includes AK/AKU - 1/2/3 - 50/50S/75/75S) electrical equipment. The RRS-3 AKD(ME) also is easy to install and remove so that the same RRS-3 can be easily used to rack different sets of the same electrical equipment.





## RRS®-3 AKD-5

FOR USE WITH:

### General Electric (GE) Type AK, 1600-4000A

(Includes AK/AKU - 2A/3A/4A/5A - 50/50S/75/75S/100/100S)

The RRS-3 AKD-5 is designed to safely and remotely rack GE Type AK, 1600-4000A (Includes AK/AKU - 2A/3A/4A/5A - 50/50S/75/75S/100/100S) air circuit breaker models without any needed modifications to your equipment and/or switchgear. The RRS-3 AKD-5 is a lightweight, portable construction operating solution that will not fatigue the operator while remote racking GE Type AK, 1600-4000A (Includes AK/AKU - 2A/3A/4A/5A - 50/50S/75/75S/100/100S) electrical equipment. The RRS-3 AKD-5 is also easy to install and remove so that the same RRS-3 can be easily used to rack different sets of the same electrical equipment.

US PATENT NO. 8,261,433B1



Rotary Remote Racking Tools

Extractor Remote Racking Tools

Single-Use Remote Racking Tools

## RRS®-3 AKD-5(S)

FOR USE WITH:

### General Electric (GE) Type AK, 225-600A

(Includes AK/AKF/AKU - 2A/3A - 15/25)

The RRS-3 AKD-5(S) is designed to safely and remotely rack GE Type AK, 225-600A (Includes AK/AKF/AKU - 2A/3A - 15/25) air circuit breaker models without any needed modifications to your equipment and/or switchgear. The RRS-3 AKD-5(S) is a lightweight, portable construction operating solution that will not fatigue the operator while remote racking GE Type AK 225-600A (Includes AK/AKF/AKU - 2A/3A - 15/25) electrical equipment. The RRS-3 AKD-5(S) is also easy to install and remove so that the same RRS-3 can be easily used to rack different sets of the same electrical equipment.



Handheld Racking Tools

Remote Switch Actuators & Operators

## **RRS-3 AKD-6**



FOR USE WITH:

### **General Electric (GE) Type AKR, 800-2000A**

(Includes AKR/AKRT/AKRU - 4A/4B/5A/5B - 30/30H/50/50H)

The RRS-3 AKD-6 is designed to safely and remotely rack GE Type AKR, 800-2000A (Includes AKR/AKRT/AKRU - 4A/4B/5A/5B - 30/30H/50/50H) air circuit breaker models without any needed modifications to your equipment and/or switchgear. The RRS-3 AKD-6 is a lightweight, portable construction operating solution that will not fatigue the operator while remote racking GE Type AKR electrical equipment. The RRS-3 AKD-6 is also easy to install and remove so that the same RRS-3 can be easily used to rack different sets of the same electrical equipment.



## **RRS-3 AKD-8**

FOR USE WITH:

### **General Electric (GE) Type AKR, 800-2000A**

(Includes AKR/AKRT/AKRU - 6D/7D/8D/9D/10D - 30/30H/50/50H)

The RRS-3 AKD-8 is designed to safely and remotely rack GE Type AKR, 800-2000A (Includes AKR/AKRT/AKRU - 6D/7D/8D/9D/10D - 30/30H/50/50H) air circuit breaker models without any needed modifications to your equipment and/or switchgear. The RRS-3 AKD-8 is a lightweight, portable construction operating solution that will not fatigue the operator while remote racking GE Type AKR electrical equipment. The RRS-3 AKD-8 is also easy to install and remove so that the same RRS-3 can be easily used to rack different sets of the same electrical equipment.



RRS-3 AKD-8: US PATENT NO. 8,261,433B1

## RRS-3 AKD-8(L)

FOR USE WITH:

**General Electric (GE) Type AKR, 3200-4000A**

(Includes AKR/AKRT/AKRU - 6D/7D/8D/9D/10D - 75/75H/100/100H)

The RRS-3 AKD-8(L) is designed to safely and remotely rack GE Type AKR, 3200-4000A (Includes AKR/AKRT/AKRU - 6D/7D/8D/9D/10D - 75/75H/100/100H) air circuit breaker models without any needed modifications to your equipment and/or switchgear. The RRS-3 AKD-8(L) is a lightweight, portable construction operating solution that will not fatigue the operator while remote racking GE Type AKR electrical equipment. The RRS-3 AKD-8(L) is also easy to install and remove so that the same RRS-3 can be easily used to rack different sets of the same electrical equipment.



Rotary Remote Racking Tools

Extractor Remote Racking Tools

Single-Use Remote Racking Tools

## RRS-3 AKD-8(S)

FOR USE WITH:

**General Electric (GE) Type AKR, 800-2000A**

(Includes AKR/AKRU - 6D/7D/8D/9D/10D - 30S)

The RRS-3 AKD-8(S) is designed to safely and remotely rack GE Type AKR, 800-2000A (Includes AKR/AKRU - 6D/7D/8D/9D/10D - 30S) air circuit breaker models without any needed modifications to your equipment and/or switchgear. The RRS-3 AKD-8(S) is a lightweight, portable construction operating solution that will not fatigue the operator while remote racking GE Type AKR electrical equipment. The RRS-3 AKD-8(S) is also easy to install and remove so that the same RRS-3 can be easily used to rack different sets of the same electrical equipment.



Handheld Racking Tools

Remote Switch Actuators & Operators

US PATENT NO. 8,261,433B1



## **RRS<sup>®</sup>-3 AKD-10(L)**

FOR USE WITH:

**General Electric (GE) Type WavePro, 3200-5000A** (Includes WPS/WPH/WPX - 32/40/50) & **Type EntelliGuard, 3200-5000A** (Includes EGS/EGH/EGX - 32/40/50)

The RRS-3 AKD-10(L) is designed to safely and remotely rack General Electric (GE) Type WavePro, 3200-5000A (Includes WPS/WPH/WPX - 32/40/50) & Type EntelliGuard, 3200-5000A (Includes EGS/EGH/EGX - 32/40/50) air circuit breaker models without any needed modifications to your equipment and/or switchgear. The RRS-3 AKD-10(L) is a lightweight, portable construction operating solution that will not fatigue the operator while remote racking GE Wave Pro and EntelliGuard electrical equipment. The RRS-3 AKD-10(L) is also easy to install and remove so that the same RRS-3 can be easily used to rack different sets of the same electrical equipment.



## **RRS<sup>®</sup>-3 AKD-10(S)**

FOR USE WITH:

**General Electric (GE) Type WavePro, 800-2000A** (Includes WPS/WPH/WPX - 08/16/20) & **Type EntelliGuard, 800-2000A** (Includes EGS/EGH/EGX - 08/16/20)

The RRS-3 AKD-10(S) is designed to safely and remotely rack General Electric (GE) Type WavePro, 800-2000A (Includes WPS/WPH/WPX - 08/16/20) & Type EntelliGuard, 800-2000A (Includes EGS/EGH/EGX - 08/16/20) air circuit breaker models any needed modifications to your equipment and/or switchgear. The RRS-3 AKD-10(S) is a lightweight, portable construction operating solution that will not fatigue the operator while remote racking GE Wave Pro and EntelliGuard electrical equipment. The RRS-3 AKD-10(S) is also easy to install and remove so that the same RRS-3 can be easily used to rack different sets of the same electrical equipment.



## RRS®-3 Compact NS



FOR USE WITH:

### Type Merlin-Gerin/Schneider Type Compact NS

(Electronically operated, housed within withdrawable circuit breaker chassis)

The RRS-3 Compact NS is designed to safely and remotely rack Merlin-Gerin/Schneider Type Compact NS circuit breaker models without any needed modifications to your equipment and/or switchgear. The RRS-3 Compact NS is a lightweight, portable operating solution that will not fatigue the operator while remote racking Type Compact NS electrical equipment. The RRS-3 Compact NS is also easy to install and remove so that the same RRS-3 can be easily used to rack different sets of the same electrical equipment.



Rotary Remote Racking Tools

Extractor Remote Racking Tools

Single-Use Remote Racking Tools

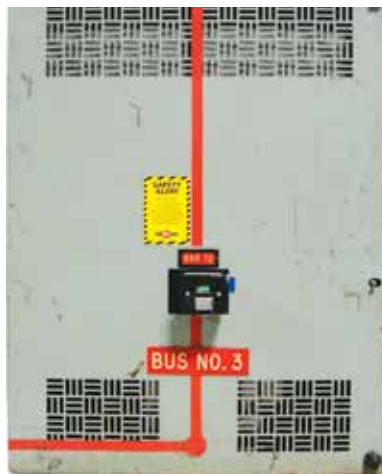
## RRS®-3 DB 75/100

FOR USE WITH:

### Westinghouse Type DB-75, 3000A & Type DB-100, 4000A

(Includes DB-75/100)

The RRS-3 DB 75/100 is designed to safely and remotely rack Westinghouse Type DB-75, 3000A & Type DB-100, 4000A air circuit breaker models without any needed modifications to your equipment and/or switchgear. The RRS-3 DB 75/100 is a lightweight, portable construction operating solution that will not fatigue the operator while remote racking Westinghouse Type DB-75 and DB-100 electrical equipment. The RRS-3 DB 75/100 is also easy to install and remove so that the same RRS-3 can be easily used to rack different sets of the same electrical equipment.



Handheld Racking Tools

Remote Switch Actuators & Operators

## **RRS<sup>®</sup>-3 DH(S)**



FOR USE WITH:

### **Westinghouse Type DH**

(Includes 50DH150, 600-1200A; 50DH250, 600-1200A)

The RRS-3 DH(S) is designed to safely and remotely rack Westinghouse Type DH circuit breaker models with minimal modifications to your equipment and/or switchgear. The RRS-3 DH(S) is a lightweight, portable operating solution that will not fatigue the operator while remote racking Type DH electrical equipment. The RRS-3 DH(S) is also easy to install and remove so that the same RRS-3 can be easily used to rack different sets of the same electrical equipment.



## **RRS<sup>®</sup>-3 DHP/DVP(S)**



FOR USE WITH:

### **Westinghouse Type DHP/DVP**

(Includes 50DHP75, 1200A; 50DHP250, 1200-2000A; 50DHP350, 1200-2000A)

The RRS-3 DHP/DVP(S) is designed to safely and remotely rack Westinghouse Type DHP circuit breaker models with minimal modifications to your equipment and/or switchgear. The RRS-3 DHP/DVP(S) is a lightweight, portable operating solution that will not fatigue the operator while remote racking Type DHP electrical equipment. The RRS-3 DHP/DVP(S) is also easy to install and remove so that the same RRS-3 can be easily used to rack different sets of the same electrical equipment.





## RRS®-3 DS

FOR USE WITH:

**Cutler-Hammer/Eaton/Square D/Westinghouse Type DS, 800-4000A**

(Includes DS/DSL/DSII/DSLII - 206/206S/416/416S/420/632/840)

The RRS-3 DS is designed to safely and remotely rack Cutler-Hammer/Eaton/Square D/Westinghouse Type DS, 800-4000A (Includes DS/DSL/DSII/DSLII - 206/206S/416/416S/420/632/840) air circuit breaker models without any needed modifications to your equipment and/or switchgear. The RRS-3 DS is a lightweight, portable construction operating solution that will not fatigue the operator while remote racking Cutler-Hammer/Eaton/Square D/Westinghouse Type DS electrical equipment. The RRS-3 DS is also easy to install and remove so that the same RRS-3 can be easily used to rack different sets of the same electrical equipment.

US PATENT NO. 8,261,433B1



Rotary Remote Racking Tools

Extractor Remote Racking Tools

Single-Use Remote Racking Tools

## RRS®-3 E-MAX

FOR USE WITH:

**ABB/SACE Type Emax, 800-5000A**

(Includes E1, E2, E3, E4, E5, and E6)

The RRS-3 Emax is designed to safely and remotely rack ABB/SACE Type Emax 800-5000A E1, E2, E3, E4, E5, and E6 air circuit breaker models without any needed modifications to your equipment and/or switchgear. The RRS-3 Emax is a lightweight, portable construction operating solution that will not fatigue the operator while remote racking ABB/SACE Emax E1-E6 electrical equipment. The RRS-3 Type Emax is also easy to install and remove so that the same RRS-3 can be easily used to rack different sets of the same electrical equipment.



Handheld Racking Tools

Remote Switch Actuators & Operators

## RRS-3 GMI



FOR USE WITH:

**Siemens Type GMI, 1200-3000A** (Includes 5-GMI, 7-GMI, 15-GMI) & **Type 3AF, 1200-3000A** (Includes 5-3AF, 7-3AF, 15-3AF)

The RRS-3 GMI is designed to safely and remotely rack Siemens Type GMI, 1200-3000A (Includes 5-GMI, 7-GMI, 15-GMI) & Type 3AF, 1200-3000A (Includes 5-3AF, 7-3AF, 15-3AF) circuit breaker models without any needed modifications to your equipment and/or switchgear. The RRS-3 GMI is a lightweight, portable operating solution that will not fatigue the operator while remote racking Type GMI, 1200-3000A & Type 3AF, 1200-3000A electrical equipment. The RRS-3 GMI is also easy to install and remove so that the same RRS-3 can be easily used to rack different sets of the same electrical equipment.




## RRS-3 H/H-1

FOR USE WITH:

**Federal Pacific Electric (FPE) Type H/H-1, 600-6000A** (Includes 25, 50, 75, 100 H/H-1/HF/HF-1)

The RRS-3 H/H-1 is designed to safely and remotely rack FPE Type H/H-1, 600-6000A (Includes 25, 50, 75, 100 H/H-1/HF/HF-1) air circuit breaker models without any needed modifications to your equipment and/or switchgear. The RRS-3 H/H-1 is a lightweight, portable construction operating solution that will not fatigue the operator while remote racking FPE H/H-1 electrical equipment. The RRS-3 H/H-1 is also easy to install and remove so that the same RRS-3 can be easily used to rack different sets of the same electrical equipment.



## RRS®-3 H-2/H-3


FOR USE WITH:

**Federal Pacific Electric (FPE) Type H-2/HL-2, 600-6000A**

(Includes 25, 35, 50, 65, 75, 100 H/HL-2) & **Type H-3/HL-3, 600-4000A**

(Includes 30, 42, 50, 65, 75, 100 H/HL-3)

The RRS-3 H-2/H-3 is designed to safely and remotely rack FPE Type H-2/HL-2, 600-6000A and H-3/HL-3, 600-4000A air circuit breaker models without any needed modifications to your equipment and/or switchgear. The RRS-3 H-2/H-3 is a lightweight, portable construction operating solution that will not fatigue the operator while remote racking FPE Type H-2/HL-2 and H-3/HL-3 electrical equipment. The RRS-3 H-2/H-3 is also easy to install and remove so that the same RRS-3 can be easily used to rack different sets of the same electrical equipment.



Rotary Remote Racking Tools

Extractor Remote Racking Tools

Single-Use Remote Racking Tools

## RRS®-3 HK



FOR USE WITH:

**ABB/BBC/ITE Type HK, 1200-3000A, 75-750MVA**

(Includes 5HK, 7.5HK, 15HK, not compatible with 1000MVA)

The RRS-3 HK is designed to safely and remotely rack all HK-style circuit breakers manufactured by ABB, BBC, or ITE with current ratings from 1200-3000A. The RRS-3 HK is a lightweight, portable operation solution for hard-to-access areas. The RRS-3 HK is easy to install and remove with no equipment modification required.



Handheld Racking Tools

Remote Switch Actuators & Operators



## **RRS<sup>®</sup>-3 KB/KC**

FOR USE WITH:

**ITE Type KB, 100-6000A and Type KC, 200-1600A**

(Includes KB, KB-E, KB-G, KC, KC-E, KC-G)

The RRS-3 KB/KC is designed to safely and remotely rack ITE Type KB, 100-6000A and Type KC, 200-1600A (Includes KB, KB-E, KB-G, KC, KC-E, KC-G) air circuit breaker models without any needed modifications to your equipment and/or switchgear. The RRS-3 KB/KC is a lightweight, portable construction operating solution that will not fatigue the operator while remote racking ITE Type KB and Type KC electrical equipment. The RRS-3 KB/KC is also easy to install and remove so that the same RRS-3 can be easily used to rack different sets of the same electrical equipment.



## **RRS<sup>®</sup>-3 KL(L)**

FOR USE WITH:

**ABB/BBC/ITE Type K-Line, 3000-4000A**

(Includes K-3000(S), 4000(S))

The RRS-3 KL(L) is designed to safely and remotely rack ABB/BBC/ITE Type K-Line, 3000-4000A (Includes K-3000(S), 4000(S)) air circuit breaker models without any needed modifications to your equipment and/or switchgear. The RRS-3 KL(L) is a lightweight, portable construction operating solution that will not fatigue the operator while remote racking ABB/BBC/ITE Type K-Line K-3000(S) and 4000(S) electrical equipment. The RRS-3 KL(L) is also easy to install and remove so that the same RRS-3 can be easily used to rack different sets of the same electrical equipment.



US PATENT NO. 8,261,433B1

## RRS®-3 KL(S)

FOR USE WITH:

**ABB/BBC/ITE Type K-Line, 225-2000A**

(Includes K-225(S), 600(S), 800(S), 1200(S), 1600(S), 2000(S))

The RRS-3 KL(S) is designed to safely and remotely rack ABB/BBC/ITE Type K-Line, 225-2000A (Includes K-225(S)/600(S)/800(S)/1200(S)/1600(S)/2000(S)) air circuit breaker models without any needed modifications to your equipment and/or switchgear. The RRS-3 KL(S) is a lightweight, portable construction operating solution that will not fatigue the operator while remote racking ABB/BBC/ITE K-Line K-225(S), 600(S), 800(S), 1200(S), 1600(S), and 2000(S) electrical equipment. The RRS-3 KL(S) is also easy to install and remove so that the same RRS-3 can be easily used to rack different sets of the same electrical equipment.

US PATENT NO. 8,261,433B1



Rotary Remote Racking Tools

Extractor Remote Racking Tools

Single-Use Remote Racking Tools

## RRS®-3 LA

FOR USE WITH:

**Allis-Chalmers/Siemens-Allis Type LA/LAF, 1600-2000A**

(Includes LA/LAF-1600/1600A/1600AF/1600B/2000/2000A)

The RRS-3 LA is designed to safely and remotely rack Allis-Chalmers/Siemens-Allis Type LA/LAF, 1600-2000A (Includes LA/LAF - 1600/1600A/1600AF/1600B/2000/2000A) air circuit breaker models without any needed modifications to your equipment and/or switchgear. The RRS-3 LA is a lightweight, portable construction operating solution that will not fatigue the operator while remote racking Allis-Chalmers/Siemens-Allis Type LA/LAF, 1600-2000A, 1600/1600A/1600AF/1600B/2000, and 2000A electrical equipment. The RRS-3 LA is also easy to install and remove so that the same RRS-3 can be easily used to rack different sets of the same electrical equipment.

US PATENT NO. 8,261,433B1



Handheld Racking Tools

Remote Switch Actuators & Operators

## **RRS-3 LA(L)**

FOR USE WITH:

**Allis-Chalmers/Siemens-Allis Type LA/LAF, 3000-4000A**

(Includes LA/LAF-3000/3000A/3200/3200A/4000/4000A/4000B/4000F)

The RRS-3 LA(L) is designed to safely and remotely rack Allis-Chalmers/Siemens-Allis Type LA/LAF, 3000-4000A (Includes 3000/3000A/3200/3200A/4000/4000A/4000B/4000F) air circuit breaker models without any needed modifications to your equipment and/or switchgear. The RRS-3 LA(L) is a lightweight, portable construction operating solution that will not fatigue the operator while remote racking Allis-Chalmers/Siemens-Allis Type LA/LAF-3000/3000A/3200/3200A/4000/4000A/4000B electrical equipment. The RRS-3 LA(L) is also easy to install and remove so that the same RRS-3 can be easily used to rack different sets of the same electrical equipment.

US PATENT NO. 8,261,433B1



## **RRS-3 LA(S)**

FOR USE WITH:

**Allis-Chalmers/Siemens-Allis Type LA/LAF, 600-800A**

(Includes LA/LAF-600/600A/600AF/600B/600F/800/800A/800B)

The RRS-3 LA(S) is designed to safely and remotely rack Allis-Chalmers/Siemens-Allis Type LA/LAF, 600-800A, (Includes LA/LAF-600/600A/600AF/600B/600F/800/800A/800B) air circuit breaker models without any needed modifications to your equipment and/or switchgear. The RRS-3 LA(S) is a lightweight, portable construction operating solution that will not fatigue the operator while remote racking Allis-Chalmers/Siemens-Allis Type LA/LAF-600, 600A, 600AF, 600B, 600F, 800, 800A, and 800B electrical equipment. The RRS-3 LA(S) is also easy to install and remove so that the same RRS-3 can be easily used to rack different sets of the same electrical equipment.

US PATENT NO. 8,261,433B1





## RRS-3 LK

FOR USE WITH:

### ABB/BBC/ITE Type LK

(Includes LK/LKD/LKE-8/16/20/25/32/40/42)

The RRS-3 LK is designed to safely and remotely rack ABB/BBC/ITE Type LK (Includes LK/LKD/LKE - 8/16/20/25/32/40/42) air circuit breaker models without any needed modifications to your equipment and/or switchgear. The RRS-3 LK is a lightweight, portable construction operating solution that will not fatigue the operator while remote racking ABB/BBC/ITE Type LK/LKD/LKE-8/16/20/25/32/40/42 electrical equipment. The RRS-3 LK is also easy to install and remove so that the same RRS-3 can be easily used to rack different sets of the same electrical equipment.



Rotary Remote Racking Tools

Extractor Remote Racking Tools

Single-Use Remote Racking Tools

## RRS-3 MB II



FOR USE WITH:

### General Electric (GE) Type AM

(Includes AM - 4.16/5/7.2/13.8/15 with Clip-In Elevating Motor)

The RRS-3 MB II is designed to safely and remotely rack GE Type AM (Includes AM - 4.16/5/7.2/13.8/15 with clip-in elevating motor) air/vacuum circuit breaker models without any needed modifications to your equipment and/or switchgear. The RRS-3 MB II is a lightweight, portable construction operating solution that will not fatigue the operator while remote racking GE Type AM 4.16, 5, 7.2, 13.8, and 15 electrical equipment. The RRS-3 MB II is also easy to install and remove so that the same RRS-3 can be easily used to rack different sets of the same electrical equipment.



Handheld Racking Tools

Remote Switch Actuators & Operators

PATENT PENDING

## **RRS-3 MB/MBE**



FOR USE WITH:

**ABB/BBC/ITE Type MB/MBE**

(Includes MB/MBE - 8/16/20/25/32/42)

The RRS-3 ABB-MB is designed to safely and remotely rack ABB/BBC/ITE Type ABB MB/MBE circuit breaker models without any needed modifications to your equipment and/or switchgear. The RRS-3 ABB-MB/MBE is a lightweight, portable operating solution that will not fatigue the operator while remote racking Type ABB MB/MBE electrical equipment. The RRS-3 ABB-MB/MBE is also easy to install and remove so that the same RRS-3 can be easily used to rack different sets of the same electrical equipment.



## **RRS-3 MDS**

FOR USE WITH:

**Eaton/Cutler-Hammer Type Magnum DS, 800-5000A**

(Includes MDS 08/16/20/30/32/40/50)

The RRS-3 MDS is designed to safely and remotely rack Eaton/Cutler-Hammer Type Magnum DS, 800-5000A (Includes MDS 08/16/20/30/32/40/50) air circuit breaker models without any needed modifications to your equipment and/or switchgear. The RRS-3 MDS is a lightweight, portable construction operating solution that will not fatigue the operator while remote racking Eaton/Cutler-Hammer Type Magnum DS 08/16/20/30/32/40/50 electrical equipment. The RRS-3 MDS is also easy to install and remove so that the same RRS-3 can be easily used to rack different sets of the same electrical equipment.



PATENT PENDING

## RRS-3 NT

FOR USE WITH:

**Merlin Gerin/Schneider/Square D Masterpact Type NT, 800-1600A**

(Includes NT 08/10/12/16)

The RRS-3 NT is designed to safely and remotely rack Merlin Gerin/Schneider/Square D Masterpact Type NT, 800-1600A air circuit breaker models NT 08/10/12/16 without any needed modifications to your equipment and/or switchgear. The RRS-3 NT is a lightweight, portable construction operating solution that will not fatigue the operator while remote racking Merlin Gerin/Schneider/Square D Masterpact Type NT 08/10/12/16 electrical equipment. The RRS-3 NT is also easy to install and remove so that the same RRS-3 can be easily used to rack different sets of the same electrical equipment.



Rotary Remote Racking Tools

Extractor Remote Racking Tools

Single-Use Remote Racking Tools

## RRS-3 NW



FOR USE WITH:

**Merlin Gerin/Schneider/Square D Masterpact Type NW, 800-6000A**

(Includes NW 08/16/20/30/40/50/60)

The RRS-3 NW is designed to safely and remotely rack Merlin Gerin/Schneider/Square D Masterpact Type NW, (Includes NW 08/16/20/30/40/50/60) air circuit breaker models without any needed modifications to your equipment and/or switchgear. The RRS-3 NW is a lightweight, portable construction operating solution that will not fatigue the operator while remote racking Merlin Gerin/Schneider/Square D Masterpact Type NW 08/16/20/30/40/50/60 electrical equipment. The RRS-3 NW is also easy to install and remove so that the same RRS-3 can be easily used to rack different sets of the same electrical equipment.



Handheld Racking Tools

Remote Switch Actuators & Operators

US PATENT NO. 8,164,875B1



## **RRS<sup>®</sup>-3 PBII**



FOR USE WITH:

### **General Electric (GE) Type PowerBreak II**

(Includes 800, 1600, 2500, 3000 & 4000A)

The RRS-3 PBII is designed to safely and remotely rack General Electric Type PowerBreak II circuit breaker models without any needed modifications to your equipment and/or switchgear. The RRS-3 PBII is a lightweight, portable operating solution that will not fatigue the operator while remote racking Type PowerBreak II electrical equipment. The RRS-3 PBII is also easy to install and remove so that the same RRS-3 can be easily used to rack different sets of the same electrical equipment.



## **RRS<sup>®</sup>-3 PowIVac(STD)**



FOR USE WITH:

### **Powell PowIVac Type PV, 1200-3000A** (Standard Circuit Breaker [STD] only, not compatible with breakers equipped with Closed Door Racking [CDR])

The RRS-3 PowIVac(STD) is designed to safely and remotely rack Powell PowIVac Type PV, 1200-3000A (Standard Circuit Breaker [STD] only, not compatible with breakers equipped with Closed Door Racking [CDR]) circuit breaker models without any needed modifications to your equipment and/or switchgear. The RRS-3 PowIVac(STD) is a lightweight, portable operating solution that will not fatigue the operator while remote racking PowIVac Type PV, 1200-3000A electrical equipment. The RRS-3 PowIVac(STD) is also easy to install and remove so that the same RRS-3 can be easily used to rack different sets of the same electrical equipment.



## RRS-3 RL(L)

FOR USE WITH:

**Siemens/Siemens-Allis Type RL/RLE/RLF, 3200-5000A**

(Includes RL/RLE/RLF-3200/4000/5000)

The RRS-3 RL(L) is designed to safely and remotely rack Siemens/Siemens-Allis Type RL/RLE/RLF, 3200-5000A, (Includes RL/RLE/RLF-3200/4000/5000) air circuit breaker models without any needed modifications to your equipment and/or switchgear. The RRS-3 RL(L) is a lightweight, portable construction operating solution that will not fatigue the operator while remote racking Siemens/Siemens-Allis Type RL/RLE/RL-3200/4000/5000 electrical equipment. The RRS-3 RL(L) is also easy to install and remove so that the same RRS-3 can be easily used to rack different sets of the same electrical equipment.



Rotary Remote Racking Tools

Extractor Remote Racking Tools

Single-Use Remote Racking Tools

## RRS-3 RL(S)

FOR USE WITH:

**Siemens/Siemens-Allis Type RL/RLE/RLF/RLI, 800-2000A**

(Includes RL/RLE/RLF/RLI-800/1600/2000)

The RRS-3 RL(S) is designed to safely and remotely rack Siemens/Siemens-Allis Type RL/RLE/RLF/RLI, 800-2000A, (Includes RL/RLE/RLF/RLI-800/1600/2000) air circuit breaker models without any needed modifications to your equipment and/or switchgear. The RRS-3 RL(S) is a lightweight, portable construction operating solution that will not fatigue the operator while remote racking Siemens/Siemens-Allis Type RL/RLE/RLF/RLI-800/1600/2000 electrical equipment. The RRS-3 RL(S) is also easy to install and remove so that the same RRS-3 can be easily used to rack different sets of the same electrical equipment.



Handheld Racking Tools

Remote Switch Actuators & Operators

## RRS-3<sup>®</sup> VB



FOR USE WITH:

### General Electric (GE) Type VB, 1200-3000A

(Includes VB-4.16, VB-7.2, and VB-13.8)

The RRS-3 VB is designed to safely and remotely rack GE Type VB, 1200-3000A, (Includes VB-4.16, VB-7.2, and VB-13.8) vacuum circuit breaker models without any needed modifications to your equipment and/or switchgear. The RRS-3 VB is a lightweight, portable construction operating solution that will not fatigue the operator while remote racking GE VB-4.16, VB-7.2, and VB-13.8 electrical equipment. The RRS-3 VB is also easy to install and remove so that the same RRS-3 can be easily used to rack different sets of the same electrical equipment.



US PATENT NO. 8,261,433B1

## RRS-3<sup>®</sup> VCP



FOR USE WITH:

### Westinghouse Type VCP, 1200-3000A

(Includes 50VCP, 75VCP, 150VCP)

The RRS-3 VCP is designed to safely and remotely rack Westinghouse Type VCP, 1200-3000A (Includes 50VCP, 75VCP, 150VCP) circuit breaker models without any needed modifications to your equipment and/or switchgear. The RRS-3 VCP is a lightweight, portable operating solution that will not fatigue the operator while remote racking Type VCP, 1200-3000A (Includes 50VCP, 75VCP, 150VCP) electrical equipment. The RRS-3 VCP is also easy to install and remove so that the same RRS-3 can be easily used to rack different sets of the same electrical equipment.





## RRS®-3 VCP-W(S)

FOR USE WITH:

### Cutler-Hammer/Eaton/Westinghouse Type VCP-W, 1200-3000A

(Includes 50VCP-W/75VCP-W/150VCP-W)

The RRS-3 VCP-W is designed to safely and remotely rack Cutler-Hammer/Eaton/Westinghouse Type VCP-W 1200-3000A (Includes 50VCP-W/75VCP-W/150VCP-W) vacuum circuit breaker models without any needed modifications to your equipment and/or switchgear. The RRS-3 VCP-W is a lightweight, portable construction operating solution that will not fatigue the operator while remote racking Cutler-Hammer/Eaton/Westinghouse 50VCP-W/75VCP-W/150VCP-W electrical equipment. The RRS-3 VCP-W is also easy to install and remove so that the same RRS-3 can be easily used to rack different sets of the same electrical equipment.



Rotary Remote  
Racking Tools

Extractor Remote  
Racking Tools

Single-Use Remote  
Racking Tools

## RRS®-3 VR



FOR USE WITH:

### Schneider/Square D Type VR, 1200-3000A

(Includes VR05/VR08/VR15)

The RRS-3 VR tool is designed to safely and remotely rack Schneider/Square D Type VR 1200-3000A (Includes VR05/VR08/VR15) vacuum circuit breaker models without any needed modifications to your equipment and/or switchgear. The RRS-3 VR is a lightweight, portable construction operating solution that will not fatigue the operator while remote racking Schneider/Square D VR05/VR08/VR15 electrical equipment. The RRS-3 VR is also easy to install and remove so that the same RRS-3 can be easily used to rack different sets of the same electrical equipment.



Handheld  
Racking Tools

Remote Switch  
Actuators & Operators

## RRS-3<sup>®</sup> WL



FOR USE WITH:

**Type Siemens WL, 800-6000A** (Includes WLS, WLL, WLC)

The RRS-3 WL is designed to safely and remotely rack Siemens Type WL circuit breaker models without any needed modifications to your equipment and/or switchgear. The RRS-3 WL is a lightweight, portable operating solution that will not fatigue the operator while remote racking Type WL electrical equipment. The RRS-3 WL is also easy to install and remove so that the same RRS-3 can be easily used to rack different sets of the same electrical equipment.



Rotary Remote  
Racking Tools

Extractor Remote  
Racking Tools

Single-Use Remote  
Racking Tools

Handheld  
Racking Tools

Remote Switch  
Actuators & Operators

**PPE-Z**

# PPEZ® Handheld Racking Tool

The **CBS ArcSafe** PPEZ handheld tool is a handheld powered racking device capable of racking all low- and medium- voltage circuit breakers with rotary-style racking mechanisms. The innovative PPEZ replaces the manual operation with a portable drive unit which utilizes a high-torque DC motor to rack breakers at constant speed designed to mimic the speed of a human operator. When using this device, operator fatigue is dramatically reduced and worker productivity is greatly increased. By eliminating the cumbersome manual-racking operation while outfitted with bulky PPE, the CBS ArcSafe PPEZ reduces downtime and increases efficiency.

Workers using the PPEZ will spend less time within the arc-flash boundary during the potentially dangerous racking operations. The simple two-button operation and soft hand grips allow users to operate the PPEZ easily and efficiently even when outfitted with the most cumbersome PPE required for the most dangerous applications. The AC/DC power system means that operators always will have the power they need when they need it. The PPEZ is CBS ArcSafe's newest tool for keeping electrical personnel safe from the dangers of arc flash.

Rotary Remote  
Racking ToolsExtractor Remote  
Racking ToolsSingle-Use Remote  
Racking ToolsHandheld  
Racking ToolsRemote Switch  
Actuators & Operators



## PPE-Z

# PPEZ® Handheld Racking Tool

Rotary Remote  
Racking Tools

Extractor Remote  
Racking Tools

Single-Use Remote  
Racking Tools

Handheld  
Racking Tools

Remote Switch  
Actuators & Operators

### BENEFITS

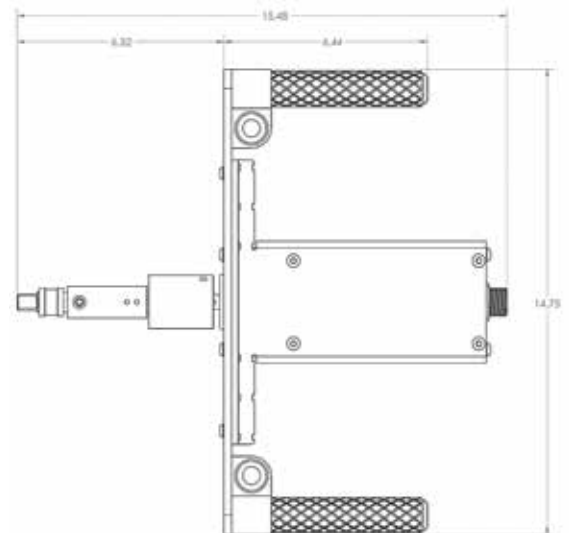
- Reduces operator fatigue while outfitted in bulky PPE
- Increases operator productivity
- Provides repeatable and accurate results
- Reduces time spent within arc-flash boundary during potentially dangerous operations
- Self-contained, portable, and lightweight for ease of transportation
- Compatible with all rotary circuit breaker racking mechanisms
- Users can utilize existing CBS ArcSafe® tooling provided with other products
- AC/DC power system for use while plugged in or standalone
- Built-in torque control to prevent damage to switchgear

### FEATURES

- All steel and aluminum construction for tough durability
- Adjustable length tooling adapter for different applications
- Intuitive two-button operation
- Soft grips to aid in comfortable operation
- 24V DC high-torque motor
- UL listed
- Designed, manufactured, and assembled in the USA

### SPECIFICATIONS

- WEIGHT** . . . 18 lbs
- SYSTEM VOLTAGE** . . . 24V DC
- MOTOR POWER** . . . 250 W
- MOTOR SPEED** . . . 80 RPM
- DIMENSIONS** . . . 14.75" W x 15.48" L x 4.625" H



US PATENT NO. 8,156,639B1



## Remote Switch Operators and Actuators

CBS ArcSafe **RSO**® (Remote Switch Operator) systems enable service personnel to stand outside the arc-flash protection boundary while operating electrical equipment, reducing or eliminating the need for a full-body arc-flash hazard suit. The RSOs can be used in conjunction with the CBS ArcSafe remote racking system or independently as a stand-alone device.

CBS ArcSafe **RSA**® (Remote Switch Actuator) systems are mechanically assisted by magnets; no modifications are required to your switchgear. You easily can move the RSA from one breaker to another. There are several versions of CBS ArcSafe RSAs that enable the system to be used with numerous different Types of circuit breakers and motor controls. Each CBS ArcSafe RSA is powered by the RSO portable base unit, which Includes a 24V DC power supply and either a pendant control or radio remote control.



RSO: US PATENT NO. 8,006,371B1

Compatible with all switchgear manufacturers including:

- |                  |                            |                    |                 |
|------------------|----------------------------|--------------------|-----------------|
| ■ ABB            | ■ Controlled Power         | ■ General Electric | ■ Reyrolle      |
| ■ AEG            | ■ Cutler-Hammer            | ■ Hyundai          | ■ Schneider     |
| ■ Allis-Chalmers | ■ Eaton                    | ■ ITE              | ■ Siemens       |
| ■ Alstom         | ■ Federal Pacific Electric | ■ McGraw-Edison    | ■ Siemens-Allis |
| ■ Areva          | ■ Federal Pioneer          | ■ Merlin Gerin     | ■ Square D      |
| ■ Asea           | ■ Fuji                     | ■ Mitsubishi       | ■ Toshiba       |
| ■ BBC            | ■ GEC                      | ■ Powell           | ■ Westinghouse  |

NOTE: All manufacturers' names, trademarks, and part numbers are used for reference purposes only. CBS ArcSafe, Inc. is not an authorized distributor or representative of manufacturers shown. Designated trademarks, brand names and brands appearing herein are the property of their respective owners.

Rotary Remote Racking Tools

Extractor Remote Racking Tools

Single-Use Remote Racking Tools

Handheld Racking Tools

Remote Switch Actuators & Operators



# Manufacturing Index

RSA NUMBER	FOR EQUIPMENT	PAGE	RSA NUMBER	FOR EQUIPMENT	PAGE
163	ABB Flange Handle Operator K7FCH, K7FCH4 & Siemens Max-Flex Handle Operator MFHM Series	180	138A	Allis-Chalmers/Siemens-Allis LBS-SE2, SG 3328, or QB 5/15kV Metal Enclosed Load Interrupter Switch	168
163D	ABB Flange Handle Operator K7FCH, K7FCH4 & Siemens Max-Flex Handle Operator MFHM Series	180	17	Allis-Chalmers/Siemens-Allis/Siemens FA, FB, FC - All	79
111E	ABB Molded Case Circuit Breaker - N Frame, 1200A Frame Size	147	105	Allis-Chalmers/Siemens-Allis/Siemens LA/LAF 1600-2000A	143
111F	ABB Molded Case Circuit Breaker - P Frame, 1600/2000/2500A Frame Size	147	105E	Allis-Chalmers/Siemens-Allis/Siemens LA/LAF 1600-2000A	145
145E	ABB/ACE Isomax MCCB: Size S7 - 1200A Frame	170	105A	Allis-Chalmers/Siemens-Allis/Siemens LA/LAF 3000-4000A	143
150	ABB/BBC/ITE 7850 Series Medium-Voltage Motor Starter	172	105C	Allis-Chalmers/Siemens-Allis/Siemens LA/LAF 3000-4000A	144
30	ABB/BBC/ITE K-Line	85	105D	Allis-Chalmers/Siemens-Allis/Siemens LA/LAF 3000-4000A	145
30A	ABB/BBC/ITE K-Line	86	105B	Allis-Chalmers/Siemens-Allis/Siemens LA/LAF 600-800A	144
30B	ABB/BBC/ITE K-Line	86	74	Boltswitch brand bolted pressure switches	126
30C	ABB/BBC/ITE K-Line	87	152	Boltswitch VL3612-ST	173
114	ABB/BBC/ITE LK	153	1	Breaker Control Switch	67
115	ABB/BBC/ITE MB	153	157	Cooper Substation VFI Transformer	177
65	ABB/BBC/ITE Versa Switch Interrupter Switch/Versa Rupter Interrupter Switch, HK-HPL-C Drawout Interrupter Switch	118	1H	Cutler Hammer	70
96	ABB/SACE Emax Low-Voltage Power Circuit Breakers, 800-6000A, All Sizes	137	89	Cutler Hammer 9800 Unitrol Size 1-4 MCC Bucket	132
96A	ABB/SACE Emax Low-Voltage Power Circuit Breakers, 800-6000A, All Sizes	138	89A	Cutler Hammer 9800 Unitrol Size 5 MCC Bucket	132
69A	ABB/SACE Megamax F Low-Voltage Power Circuit Breaker, 1200-6000A, All Sizes	120	189	Cutler Hammer F10 Unitrol/9800 Unitrol Lever Size 1-4	193
174F	ABB/SACE Tmax MCCB, Size T7: 1000 - 1600A Frame	185	78	Cutler Hammer F2100, Advantage, Series 2100; Westinghouse 5 Star - Size 1-5 MCC Bucket	128
174E	ABB/SACE Tmax MCCB: Size T7M - 1000 & 1200A Frame	185	184	Cutler Hammer FDPW Fusible Panelboard Switch - 30, 60, & 100A Twin	188
167	Allen Bradley 1494F-P1-NP Series A Non-Metallic Molded Plastic Operating Handle	184	184F	Cutler Hammer FDPW Fusible Panelboard Switch - 600 & 800A Single	189
41B	Allen Bradley Centerline 2100 MCC - Main	95	36	Cutler Hammer Freedom Unitrol MCC Bucket - Size 1-4	91
41C	Allen Bradley Centerline 2100 MCC - Size 1 Horizontal Bucket	95	117A	Cutler Hammer MVS Load Break Switch	155
41	Allen Bradley Centerline 2100 MCC - Size 1-4 Bucket	94	12A	Cutler Hammer/Square D/Westinghouse DS - All	77
41A	Allen Bradley Centerline 2100 MCC - Size 5 Bucket	94	12B	Cutler Hammer/Square D/Westinghouse DS - All	77
71	Allen Bradley Centerline 5kV Starter	120	78A	Cutler Hammer/Westinghouse - F2100, Advantage, Series 2100/5 Star MCC Main	128
71B	Allen Bradley Centerline 5kV Starter	121	113B	Cutler-Hammer/Westinghouse Series C MCCB - F Frame, 10-225A, White Molded Case, Flush Mounted	150
71C	Allen Bradley Centerline 5kV Starter	121	113D	Cutler-Hammer/Westinghouse Series C MCCB - J Frame, 70-250A, White Molded Case, Flush Mounted	151
139	Allis Chalmers, Siemens Allis, Siemens - Space Maker, Space Maker II, Type 456 Contactor	169	113A	Cutler-Hammer/Westinghouse Series C MCCB - K Frame, 70-400A, White Molded Case, Flush Mounted	149

See individual listings for more specific breaker compatibility descriptions.

Rotary Remote Racking Tools

Extractor Remote Racking Tools

Single-Use Remote Racking Tools

Handheld Racking Tools

Remote Switch Actuators & Operators

Rotary Remote Racking Tools

Extractor Remote Racking Tools

Single-Use Remote Racking Tools

Handheld Racking Tools

Remote Switch Actuators & Operators

RSA NUMBER	FOR EQUIPMENT	PAGE	RSA NUMBER	FOR EQUIPMENT	PAGE
113C	Cutler-Hammer/Westinghouse Series C MCCB - L Frame, 125-600A, White Molded Case, Flush Mounted, Without Handle Extension	150	126	Federal Pacific Electric (FPE) DST-II	160
113E	Cutler-Hammer/Westinghouse Series C MCCB - M Frame, 300-800A, White Molded Case, Flush Mounted	151	175	Federal Pacific Electric (FPE) E Frame 15-100A	186
113	Cutler-Hammer/Westinghouse Series C MCCB - N Frame, 400-1200A, White Molded Case, Flush Mounted, With Handle Extension	149	151	Federal Pacific Electric (FPE) H/HF-1 (All)	172
113G	Cutler-Hammer/Westinghouse Series C MCCB - R Frame, 800-2500A, White Molded Case, Flush Mounted, With Handle Extension	152	112	Federal Pacific Electric (FPE) H/HL-2/3	148
113J	Cutler-Hammer/Westinghouse Series C MCCB - R Frame, 800-2500A, White Molded Case, Standalone Mounted, With Handle Extension	152	177B	Federal Pacific Electric (FPE) QMQB Panelboard Switch - 400-600A Single	186
131	Delta Star Air Switch	161	5B	Federal Pacific Type NN, NM	71
63	Driescher And Wittjohann Driwisa Load Break Switch	117	83	Furnas/Siemens-Furnas System 89 MCC - Size 1-4 & Siemens Tiastar	131
10A	Eaton/Cutler Hammer Ampguard - Current Style Handle Operator	76	162	GE - EntelliGuard G	179
48	Eaton/Cutler Hammer Magnum DS/SB	101	1F	General Electric	69
48B	Eaton/Cutler Hammer Magnum DS/SB	101	62	General Electric (GE) 300-Line Control Non Reversing Combination Magnetic Starter	116
48C	Eaton/Cutler Hammer Magnum DS/SB	102	8	General Electric (GE) 7700 MCC Size 1-4 Bucket Handle Operator & GE Type TDR Integral Handle Mechanism	73
40	Eaton/Cutler-Hammer - Vari-Depth Type Handle Mechanism; NEMA Type 1, 3R, 12	93	8A	General Electric (GE) 7700 MCC Size 5 Bucket Handle Operator & GE Type TDR Integral Handle Mechanism	73
135	Eaton/Cutler-Hammer/Pringle: Pringle Switch - QA-CBC: 2500A & Below; Current Vintage; Straight Handle Only, With Shunt Trip, 90° Of Handle Travel, 28-32" Min. Cubicle Width	163	46	General Electric (GE) 8000 MCC Size 1-4	99
135A	Eaton/Cutler-Hammer/Pringle: Pringle Switch - QA-CBC: Above 2500A; Current Vintage; Straight Handle Only, With Shunt Trip, 90° Of Handle Travel, 44" Min. Cubicle Width	164	46B	General Electric (GE) 8000 MCC Size 5 Bucket, GE 8000 Style Main Disconnect	100
135E	Eaton/Cutler-Hammer/Pringle: Pringle Switch - QA: 1200-2500A; Current Vintage; Straight Handle Only, Without Shunt Trip, 115° Of Handle Travel, 28-32" Min. Cubicle Width	164	90	General Electric (GE) AK-1-25	133
135G	Eaton/Cutler-Hammer/Pringle: Pringle Switch - QA: 800A Only; Legacy Vintage ; Straight Cast Aluminum Only, Without Shunt Trip, 90° Of Handle Travel, 24" Min. Cubicle Width	165	29	General Electric (GE) AK-1/2/3-25	84
135F	Eaton/Cutler-Hammer/Pringle: Pringle Switch - QA: Above 2500A; Current Vintage; Straight Handle Only, Without Shunt Trip, 115° Of Handle Travel, 44" Min. Cubicle Width	165	18	General Electric (GE) AK-1/2/3(A)-50/75/100	80
1A	Electroswitch Breaker Control Switch	67	45	General Electric (GE) AKR-4/5-A-30/50	97
1C	Electroswitch Breaker Control Switch	68	45A	General Electric (GE) AKR-6/10D-30/50 & AKR-4/5-B-30/50	97
108	Elliot Type 211	146	45D	General Electric (GE) AKR-6/10D-30/50 & AKR-4/5-B-30/50	99
107	Elliot Type 230	146	45B	General Electric (GE) AKR-6/10D-75/100	98
102	Federal Pacific Electric (FPE) - Switchmatic Disconnect Switch QMQB Series 400A	141	29A	General Electric (GE) AKR-6/7/8/9/10D-30S	85
112A	Federal Pacific Electric (FPE) 20/16PL	148	45C	General Electric (GE) ARK-6/10D-75/100	98
			39	General Electric (GE) E9000 Evolution MCC - Bucket Size 1-4 Standard & Size 1 Horizontal	92
			39B	General Electric (GE) E9000 Evolution MCC - Main	93
			169A	General Electric (GE) Heavy Duty Safety Switch - TH Series	184
			9R	General Electric (GE) Limitamp Medium-Voltage Controller	75
			9B	General Electric (GE) LimitAmp Medium-Voltage Controller - CR194 and CR7160/7161 Series	74
			46D	General Electric (GE) MCC Main Disconnect	100
			187A	General Electric (GE) MCCB - E Line, 150A Frame Size, Type TE/TEB/TEC/TECL/TED/TEML/THED	190

RSA NUMBER	FOR EQUIPMENT	PAGE	RSA NUMBER	FOR EQUIPMENT	PAGE
187B	General Electric (GE) MCCB - F Line, 225A Frame Size, Type THFK/TF/TFC/TFJ/TFK/TFL	191	72D	General Electric (GE) Spectra Series Molded Case Circuit Breaker - SK Frame: 300-1200A - Recessed Mount With Handle Extension	124
187C	General Electric (GE) MCCB - J Line, 600A Frame Size THJK/TJ/TJC/TJD/TJJ/TJK/TJL	191	160C	General Electric (GE) Spectra Type ADS Panelboard Disconnect Switch - 400A & 600A	178
187G	General Electric (GE) MCCB - J Line, 600A Frame Size THJK/TJ/TJC/TJD/TJJ/TJK/TJL	192	34B	General Electric (GE) TDM Door Mounted Handle Operating Mechanism & GE 7098 MCC Bucket - Size 1-4	90
187H	General Electric (GE) MCCB - K Line, 1200A Frame Size THKM/TKC/TKL/TKM	192	34	General Electric (GE) TDM Door Mounted Handle Operating Mechanism, GE SKOM2 Operating Mechanism, GE 7098 MCC Bucket - Size 1-4	89
56C	General Electric (GE) MCCB - Q-Line, 2/3 Pole Type THQD, THQDL, TQD, TQDL	107	73	General Electric (GE) Type HPC High Pressure Contact Switch - 2000-4000A	124
56	General Electric (GE) MCCB - Q-Line, Single Pole Type THQB, THHQB, THQC, THHQC, THQL, THHQL, THQP, TQ, TQB, TQC, TQL, TXQB, TXQC, TXQL	107	73A	General Electric (GE) Type HPC High Pressure Contact Switch - 800-1600A	125
22	General Electric (GE) Medium-Voltage Load Break Switch - IC1074 Series	82	73B	General Electric (GE) Type HPC High Pressure Contact Switch - 800-1600A	125
91A E	General Electric (GE) Power Break Circuit Breaker - Electrically Operated, 2500-4000A	134	127B	General Electric (GE) Type QMR/THFP 240/600V 400/600A	160
91C E	General Electric (GE) Power Break Circuit Breaker - Electrically Operated, 2500-4000A	136	127C	General Electric (GE) Type QMR/THFP 240/600V 800/1200A	161
91B E	General Electric (GE) Power Break Circuit Breaker - Electrically Operated, 800-2000A	135	8B	General Electric (GE) Type TDR Integral Handle Mechanism	74
91A M	General Electric (GE) Power Break Circuit Breaker - Manually Operated, 2500-4000A	134	59B	General Electric (GE) WavePro, 3200-5000A & EntelliGuard, 3200-5000A	114
91C M	General Electric (GE) Power Break Circuit Breaker - Manually Operated, 2500-4000A	136	59C	General Electric (GE) WavePro, 3200-5000A & EntelliGuard, 3200-5000A	115
91 M	General Electric (GE) Power Break Circuit Breaker - Manually Operated, 800-2000A	133	59	General Electric (GE) WavePro, 800-2000A & EntelliGuard, 800-2000A	113
91B M	General Electric (GE) Power Break Circuit Breaker - Manually Operated, 800-2000A	135	59A	General Electric (GE) WavePro, 800-2000A & EntelliGuard, 800-2000A	114
76	General Electric (GE) Power Break II - All Frame Sizes	126	43	General Electric (GE) SE-100 Series Load Break Switch 600-1200A 5kV/15kV	96
76A	General Electric (GE) Power Break II - All Frame Sizes	127	79	ITE KA/KB/KC/KD/KE	129
76C	General Electric (GE) Power Break II - All Frame Sizes	127	79A	ITE KA/KB/KC/KD/KE	129
72C	General Electric (GE) Spectra Series Molded Case Circuit Breaker - SE Frame: 15-100A; SF Frame: 70-250A - Flush Mount	123	66A	ITE Type ET/ETI/ETO/ET-75/ET-C MCCB - F Frame - 2/3 Pole	118
72B	General Electric (GE) Spectra Series Molded Case Circuit Breaker - SG Frame: 125-600A - Flush Mount	123	66C	ITE Type ET/ETI/ETO/ET-75/ET-C MCCB - J Frame & HJKL Frame- 2-3 Pole	119
72A	General Electric (GE) Spectra Series Molded Case Circuit Breaker - SK Frame: 300-1200A - Flush Mount With Handle Extension	122	136C	ITE/Siemens Sentron Series - FD/HFD/HHFD/CFD/FXD/HFXD/HHFCD/CFXD	166
72	General Electric (GE) Spectra Series Molded Case Circuit Breaker - SK Frame: 300-1200A - Flush Mount Without Handle Extension	122	136B	ITE/Siemens Sentron Series - LMD/HLMD/LMXD/HLMXD, MD/HMD/CMD/MXD/HMXD/CMXD, ND/HND/CND/NXD/HNXD/CNXD, PD/HPD/CPD/PXD/HPXD/CPXD, RD/HRD/RXD/HRXD	166
			136E	ITE/Siemens Sentron Series - LMD/MD, ND, PD, RD - With Handle Extension	167
			137	Joslyn Manual Operating Mechanism - Rotating Type	167
			140	Klockner Moeller/Moeller Electric - IVS, Modan 2000, Modan 3000 MCC Handle Operator	169
			140B	Klockner Moeller/Moeller Electric - IVS, Modan 2000, Modan 3000 MCC Handle Operator	170

Rotary Remote Racking Tools

Extractor Remote Racking Tools

Single-Use Remote Racking Tools

Handheld Racking Tools

Remote Switch Actuators & Operators



Rotary Remote Racking Tools

Extractor Remote Racking Tools

Single-Use Remote Racking Tools

Handheld Racking Tools

Remote Switch Actuators & Operators

RSA NUMBER	FOR EQUIPMENT	PAGE	RSA NUMBER	FOR EQUIPMENT	PAGE
149C	Merlin Gerin COMPACT MCCB - CK Frame, 400-1200A	171	27	Square D - HVL/cc Medium-Voltage Metal-Enclosed Switchgear, Load Interrupter Switch w/ Over Toggle Mechanism	83
119	Merlin Gerin MP - All	156	159	Square D Class 8198 High-Voltage Motor Starter	178
119B	Merlin Gerin MP - All	156	166B	Square D Heavy Duty Safety Switch - 200A - H, HU-224, 324, 364, 464-N/A, N, NRB, RB, A, AKW	183
61	Merlin Gerin YSF6 Close/Trip Only	116	166G	Square D Heavy Duty Safety Switch - 30A & 60A - H/ HU-221/222/321/322/361-DS	183
180	Merlin Gerin/Square D Masterpact NT - All	187	147	Square D HVL Power Zone	171
180A	Merlin Gerin/Square D Masterpact NT - All	187	44	Square D Iso-Flex Model 4 Class 8198 Medium-Voltage Controller	96
1E	Miscellaneous	69	120	Square D Masterpact NW - All	157
32	Mitsubishi Medium-Voltage MCC Handle	88	120A	Square D Masterpact NW - All	157
67	Powell Series P-13000 Class E-2 Controller	119	57C	Square D MCCB - F & K Frame	108
31	Powercon Load Break Interrupter Switch	87	57I	Square D MCCB - L Frame	110
31A	Powercon Load Break Interrupter Switch	88	57F	Square D MCCB - L Frame	109
2	Pushbutton	70	57G	Square D MCCB - L Frame	110
2HD	Pushbutton	71	57D	Square D MCCB - L/Q4 Frame	108
116	S&C Load Break Switch	154	57E	Square D MCCB - L/Q4 Frame	109
116A	S&C Load Break Switch	154	57J	Square D MCCB - M Frame	111
50	Schneider Motorpact Medium-Voltage Motor Starter	102	57K	Square D MCCB - M Frame	111
28	Siat A-15/650/12	84	57N	Square D MCCB - M Frame	112
14	Siemens 81000 Medium-Voltage Controller	78	57T	Square D MCCB - N Frame	112
82	Siemens Marq21/Model 90/Model 95/ Model 95+ MCC Bucket - Size 1-4	131	21	Square D Mini Break, Square D Mini-Flex	82
55	Siemens Molded Case Circuit Breaker - Type BL/BLH, Single Pole	106	97	Square D Model 4 MCC Bucket - Size 1-4	138
55A	Siemens Molded Case Circuit Breaker - Type BL/BLH, Two Pole	106	98	Square D Model 4 MCC Bucket - Size 1-4	139
52	Siemens RHOH Rotary Door Mounted Operating Handle	105	185	Square D Model 5 MCC Bucket - Size 1-5	189
16	Siemens SB/SBA/SBS	78	33	Square D Model 6 MCC: Size 1-5 Bucket & Main	89
16A	Siemens SB/SBA/SBS	79	164B	Square D PowerPact - E Frame 15-125A	181
154C	Siemens Vacu-Break Fusible Panel Units - V2FXXXX & V7FXXXX	174	164C	Square D PowerPact - H Frame 15-150A	181
154D	Siemens Vacu-Break Fusible Panel Units - V2HXXXX & V7HXXXX	175	164J	Square D PowerPact - P Frame 250-1200A	182
154F	Siemens Vacu-Break Fusible Panel Units Main Switch - VF357, VB357, VF358 & VB358	175	164K	Square D PowerPact - R Frame 600-3000A	182
158	Siemens WN/WL/3WN/3WL Low-Voltage Air Circuit Breaker	177	155	Square D SE Series - All	176
37	Siemens-Allis/Siemens MarQ21 MCC Bucket - Size 1-4	92	155A	Square D SE Series - All	176
51A	Siemens/Siemens-Allis - RL/RLE/RLF, 3200-5000A	103	161A	Square D Through The Door Handle Operator - Class 9421 Type L Circuit Breaker Mechanism	179
51C	Siemens/Siemens-Allis - RL/RLE/RLF, 3200-5000A	104	181	Square D Type AV Switch AVO Series With AVFQ/AVSQ Handle Operator 800-1200A Switch	188
51	Siemens/Siemens-Allis - RL/RLE/RLF/ RLI, 800-2000A	103	134	Square D Type QMB Safelex Panelboard Switch - 6.0"; Twin; 30A & 60A; Series 2 or 4 & 7.5"; Twin; 60A & 100A; Series 2 or 4	162
51B	Siemens/Siemens-Allis - RL/RLE/RLF/ RLI, 800-2000A	104	134B	Square D Type QMB Saflex Panelboard Switch - 12.0", 15.0", & 18.0"; Single; 400A & 600A, Series 1 or 4	163



## Remote Switch Operators RSO®-IAR, RSO®-IIID, and RSO®-IV

### RSO®-IAR

The RSO-IAR operator is a rechargeable 24V DC power supply that, when used in conjunction with the RSA, will remotely perform any switching procedure that normally would require local operation by trained personnel. Common tasks the RSO and RSAs can perform include, but are not limited to, the following operations:

1. Operating push buttons, such as circuit breaker trip and close buttons
2. Operating levers, such as those found on motor control center buckets
3. Operating charging handles requiring single or multiple strokes
4. Operating rotary and pistol-grip switches, such as breaker control switches
5. Engaging or disengaging mechanical interlocks, such as circuit breaker interlock foot-pedals



### RSO®-IIID

The RSO-IIID operator is a rechargeable 24V DC power supply that, when used in conjunction with the appropriate RSA, will remotely operate any switching or control operation that normally would require local operation by trained personnel. Common tasks the RSO and RSAs can perform include, but are not limited to, the following operations:

1. Operating push buttons, such as circuit breaker trip and close buttons
2. Operating levers, such as those equipped on motor control centers
3. Operating charging handles requiring single or multiple cycles
4. Operating rotary switches, such as pistol-grip SBM switches
5. Engaging or disengaging mechanical interlocks, such as circuit breaker interlock foot-pedals



### RSO®-IV

The RSO-IV operator is a rechargeable 24V DC power supply that, when used in conjunction with an appropriate single-use Remote Racking System (RRS-3), will remotely perform any racking operation that would normally require local operation by trained personnel. Tasks the RSO and RRS-3s can perform include, but are not limited to, the following operations:

1. Installing and removing any switchgear utilizing a rotary racking mechanism
2. Installing and removing any switchgear utilizing a non-rotary racking mechanism
3. Engaging or disengaging mechanical or electrical interlocks, such as circuit breaker interlock foot-pedals or buttons



RSO-I: US PATENT NO. 8,006,371B1 RSO-IIID: US PATENT NO. 8,006,371B1 RSO-IV: PATENT PENDING



## Remote Switch Actuators

CBS ArcSafe® Remote Switch Actuators are designed to remotely charge, close, and/or trip various styles and Types of electrical equipment. Any remote switch actuator can be custom built for any electrical device you have available.

The remote switch actuators are most commonly assisted by strong magnets so that no modifications are required to your switchgear. This also allows operators to easily move the remote switch actuator from one breaker to another.

Each CBS ArcSafe remote switch actuator is custom built to your electrical equipment so that it can safely operate outside the arc-flash boundary.

### OPTIONAL FEATURES

- Radio remote with up to 300-foot range
- 24V DC LED light
- Wireless video camera system with LCD monitor
- Rugged protective case assembly

### BENEFITS

- Lightweight, portable construction
- Mechanical and/or electrical safety protection
- Adjustable to fit unique electrical equipment configurations
- Fast and easy to set up
- Reduced need for a full-body arc-flash suit
- Adds safety and helps comply with NFPA 70E
- No modifications required

NOTE: All manufacturers' names, trademarks, and part numbers are used for reference purposes only. CBS ArcSafe, Inc. is not an authorized distributor or representative of manufacturers shown. Designated trademarks, brand names and brands appearing herein are the property of their respective owners.



Rotary Remote  
Racking Tools

Extractor Remote  
Racking Tools

Single-Use Remote  
Racking Tools

Handheld  
Racking Tools

Remote Switch  
Actuators & Operators

## Product Index

Rotary Remote Racking Tools

Extractor Remote Racking Tools

Single-Use Remote Racking Tools

Handheld Racking Tools

Remote Switch Actuators & Operators

RSA NUMBER	Manufacturer/equipment	PAGE	RSA NUMBER	MANUFACTURER/EQUIPMENT	PAGE
1	Breaker Control Swich	67	20C	Westinghouse/Cutler-Hammer MCCB - LA Frame, LAB Frame, HLA Frame, LC Frame	81
1A	Electroswitch Breaker Control Switch	67	20F	Westinghouse/Cutler-Hammer MCCB - PB Frame, PA, PC	81
1B	Westinghouse Breaker Control Switch	68	21	Square D Mini Break, Square D Mini-Flex	82
1C	Electroswitch Breaker Control Switch	68	22	General Electric (GE) Medium-Voltage Load Break Switch - IC1074 Series	82
1E	Miscellaneous	69	23	Westinghouse 50DH-150/250/350	83
1F	General Electric	69	27	Square D - HVL/cc Medium-Voltage Metal-Enclosed Switchgear, Load Interrupter Switch w/ Over Toggle Mechanism	83
1H	Cutler Hammer	70	28	Siat A-15/650/12	84
2	Pushbutton	70	29	General Electric (GE) AK-1/2/3-25	84
2HD	Pushbutton	71	29A	General Electric (GE) AKR-6/7/8/910D-30S	85
5B	Federal Pacific Type NN, NM	71	30	ABB/BBC/ITE K-Line	85
7	Westinghouse Type W, Size 1-4	72	30A	ABB/BBC/ITE K-Line	86
7B	Westinghouse Type W, Size 5	72	30B	ABB/BBC/ITE K-Line	86
8	General Electric (GE) 7700 MCC Size 1-4 Bucket Handle Operator & GE Type TDR Integral Handle Mechanism	73	30C	ABB/BBC/ITE K-Line	87
8A	General Electric (GE) 7700 MCC Size 5 Bucket Handle Operator & GE Type TDR Integral Handle Mechanism	73	31	Powercon Load Break Interrupter Switch	87
8B	General Electric (GE) Type TDR Integral Handle Mechanism	74	31A	Powercon Load Break Interrupter Switch	88
9B	General Electric (GE) LimitAmp Medium-Voltage Controller - CR194 and CR7160/7161 Series	74	32	Mitsubishi Medium-Voltage MCC Handle	88
9R	General Electric (GE) Limitamp Medium-Voltage Controller	75	33	Square D Model 6 MCC: Size 1-5 Bucket & Main	89
10	Westinghouse/Cutler Hammer Ampguard - Legacy Style Handle Operator	75	34	General Electric (GE) TDM Door Mounted Handle Operating Mechanism, GE SKOM2 Operating Mechanism, GE 7098 MCC Bucket - Size 1-4	89
10A	Eaton/Cuter Hammer Ampguard - Current Style Handle Operator	76	34B	General Electric (GE) TDM Door Mounted Handle Operating Mechanism & GE 7098 MCC Bucket - Size 1-4	90
11	Westinghouse DHP 1200-3000A	76	35	Westinghouse 11-300 MCC Bucket, Eaton/Cutler-Hammer MCCB Slide Plate Type Handle Mechanism	90
12A	Cutler Hammer/Square D/Westinghouse DS - All	77	35B	Westinghouse 11-300 MCC Bucket, Eaton/Cutler-Hammer MCCB Slide Plate Type Handle Mechanism	91
12B	Cutler Hammer/Square D/Westinghouse DS - All	77	36	Cutler Hammer Freedom Unitrol MCC Bucket - Size 1-4	91
14	Siemens 81000 Medium-Voltage Controller	78	37	Siemens-Allis/Siemens MarQ21 MCC Bucket - Size 1-4	92
16	Siemens SB/SBA/SBS	78	39	General Electric (GE) E9000 Evolution MCC - Bucket Size 1-4 Standard & Size 1 Horizontal	92
16A	Siemens SB/SBA/SBS	79	39B	General Electric (GE) E9000 Evolution MCC - Main	93
17	Allis-Chalmers/Siemens-Allis/Siemens FA, FB, FC - All	79			
18	General Electric (GE) AK-1/2/3(A)-50/75/100	80			
20	Westinghouse/Culter Hammer MCCB - E Frame & F Frame - 10-150A	80			

RSA NUMBER	MANUFACTURER/EQUIPMENT	PAGE
40	Eaton/Cutler-Hammer - Vari-Depth Type Handle Mechanism; NEMA Type 1, 3R, 12	93
41	Allen Bradley Centerline 2100 MCC - Size 1-4 Bucket	94
41A	Allen Bradley Centerline 2100 MCC - Size 5 Bucket	94
41B	Allen Bradley Centerline 2100 MCC - Main	95
41C	Allen Bradley Centerline 2100 MCC - Size 1 Horizontal Bucket	95
43	General Electric (GE) SE-100 Series Load Break Switch 600-1200A 5kV/15kV	96
44	Square D Iso-Flex Model 4 Class 8198 Medium-Voltage Controller	96
45	General Electric (GE) AKR-4/5-A-30/50	97
45A	General Electric (GE) AKR-6/10D-30/50 & AKR-4/5-B-30/50	97
45B	General Electric (GE) AKR-6/10D-75/100	98
45C	General Electric (GE) ARK-6/10D-75/100	98
45D	General Electric (GE) AKR-6/10D-30/50 & AKR-4/5-B-30/50	99
46	General Electric (GE) 8000 MCC Size 1-4	99
46B	General Electric (GE) 8000 MCC Size 5 Bucket, GE 8000 Style Main Disconnect	100
46D	General Electric (GE) MCC Main Disconnect	100
48	Eaton/Cutler Hammer Magnum DS/SB	101
48B	Eaton/Cutler Hammer Magnum DS/SB	101
48C	Eaton/Cutler Hammer Magnum DS/SB	102
50	Schneider Motorpact Medium-Voltage Motor Starter	102
51	Siemens/Siemens-Allis - RL/RLE/RLF/RLI, 800-2000A	103
51A	Siemens/Siemens-Allis - RL/RLE/RLF, 3200-5000A	103
51B	Siemens/Siemens-Allis - RL/RLE/RLF/RLI, 800-2000A	104
51C	Siemens/Siemens-Allis - RL/RLE/RLF, 3200-5000A	104
52	Siemens RHOH Rotary Door Mounted Operating Handle	105
54	Toshiba JK Series Starter/Controller	105
55	Siemens Molded Case Circuit Breaker - Type BL/BLH, Single Pole	106
55A	Siemens Molded Case Circuit Breaker - Type BL/BLH, Two Pole	106
56	General Electric (GE) MCCB - Q-Line, Single Pole Type THQB, THHQB, THQC, THHQC, THQL, THHQL, THQP, TQ, TQB, TQC, TQL, TXQB, TXQC, TXQL	107

RSA NUMBER	MANUFACTURER/EQUIPMENT	PAGE
56C	General Electric (GE) MCCB - Q-Line, 2/3 Pole Type THQD, THQDL, TQD, TQDL	107
57C	Square D MCCB - F & K Frame	108
57D	Square D MCCB - L/Q4 Frame	108
57E	Square D MCCB - L/Q4 Frame	109
57F	Square D MCCB - L Frame	109
57G	Square D MCCB - L Frame	110
57I	Square D MCCB - L Frame	110
57J	Square D MCCB - M Frame	111
57K	Square D MCCB - M Frame	111
57N	Square D MCCB - M Frame	112
57T	Square D MCCB - N Frame	112
57V	Square D MCCB - P Frame	113
59	General Electric (GE) WavePro, 800-2000A & EntelliGuard, 800-2000A	113
59A	General Electric (GE) WavePro, 800-2000A & EntelliGuard, 800-2000A	114
59B	General Electric (GE) WavePro, 3200-5000A & EntelliGuard, 3200-5000A	114
59C	General Electric (GE) WavePro, 3200-5000A & EntelliGuard, 3200-5000A	115
60A	Westinghouse/Cutler Hammer/Eaton - Type SPB Systems Pow-R Breaker: 250-3000A	115
61	Merlin Gerin YSF6 Close/Trip Only	116
62	General Electric (GE) 300-Line Control Non Reversing Combination Magnetic Starter	116
63	Driescher And Wittjohann Driwisa Load Break Switch	117
64	Westinghouse DFS	117
65	ABB/BBC/ITE Versa Switch Interrupter Switch/Versa Rupter Interrupter Switch, HK-HPL-C Drawout Interrupter Switch	118
66A	ITE Type ET/ETI/ETO/ET-75/ET-C MCCB - F Frame - 2/3 Pole	118
66C	ITE Type ET/ETI/ETO/ET-75/ET-C MCCB - J Frame & HJKL Frame- 2-3 Pole	119
67	Powell Series P-13000 Class E-2 Controller	119
69A	ABB/SACE Megamax F Low-Voltage Power Circuit Breaker, 1200-6000A, All Sizes	120
71	Allen Bradley Centerline 5kV Starter	120
71B	Allen Bradley Centerline 5kV Starter	121
71C	Allen Bradley Centerline 5kV Starter	121

Rotary Remote Racking Tools

Extractor Remote Racking Tools

Single-Use Remote Racking Tools

Handheld Racking Tools

Remote Switch Actuators & Operators



Rotary Remote Racking Tools

Extractor Remote Racking Tools

Single-Use Remote Racking Tools

Handheld Racking Tools

Remote Switch Actuators & Operators

RSA NUMBER	MANUFACTURER/EQUIPMENT	PAGE
72	General Electric (GE) Spectra Series Molded Case Circuit Breaker - SK Frame: 300-1200A - Flush Mount Without Handle Extension	122
72A	General Electric (GE) Spectra Series Molded Case Circuit Breaker - SK Frame: 300-1200A - Flush Mount With Handle Extension	122
72B	General Electric (GE) Spectra Series Molded Case Circuit Breaker - SG Frame: 125-600A - Flush Mount	123
72C	General Electric (GE) Spectra Series Molded Case Circuit Breaker - SE Frame: 15-100A; SF Frame: 70-250A - Flush Mount	123
72D	General Electric (GE) Spectra Series Molded Case Circuit Breaker - SK Frame: 300-1200A - Recessed Mount With Handle Extension	124
73	General Electric (GE) Type HPC High Pressure Contact Switch - 2000-4000A	124
73A	General Electric (GE) Type HPC High Pressure Contact Switch - 800-1600A	125
73B	General Electric (GE) Type HPC High Pressure Contact Switch - 800-1600A	125
74	Boltswitch brand bolted pressure switches	126
76	General Electric (GE) Power Break II - All Frame Sizes	126
76A	General Electric (GE) Power Break II - All Frame Sizes	127
76C	General Electric (GE) Power Break II - All Frame Sizes	127
78	Cutler Hammer F2100, Advantage, Series 2100; Westinghouse 5 Star - Size 1-5 MCC Bucket	128
78A	Cutler Hammer/Westinghouse - F2100, Advantage, Series 2100/5 Star MCC Main	128
79	ITE KA/KB/KC/KD/KE	129
79A	ITE KA/KB/KC/KD/KE	129
80	Westinghouse DB-15/25, 15-600A	130
80A	Westinghouse DB-15/25, 15-600A	130
82	Siemens Marq21/Model 90/Model 95/Model 95+ MCC Bucket - Size 1-4	131
83	Furnas/Siemens-Furnas System 89 MCC - Size 1-4 & Siemens Tiastar	131
89	Cutler Hammer 9800 Unitrol Size 1-4 MCC Bucket	132
89A	Cutler Hammer 9800 Unitrol Size 5 MCC Bucket	132
90	General Electric (GE) AK-1-25	133
91 M	General Electric (GE) Power Break Circuit Breaker - Manually Operated, 800-2000A	133
91A E	General Electric (GE) Power Break Circuit Breaker - Electrically Operated, 2500-4000A	134

RSA NUMBER	MANUFACTURER/EQUIPMENT	PAGE
91A M	General Electric (GE) Power Break Circuit Breaker - Manually Operated, 2500-4000A	134
91B E	General Electric (GE) Power Break Circuit Breaker - Electrically Operated, 800-2000A	135
91B M	General Electric (GE) Power Break Circuit Breaker - Manually Operated, 800-2000A	135
91C E	General Electric (GE) Power Break Circuit Breaker - Electrically Operated, 2500-4000A	136
91C M	General Electric (GE) Power Break Circuit Breaker - Manually Operated, 2500-4000A	136
95	Westinghouse DB-50, 200-1600A	137
96	ABB/SACE Emax Low-Voltage Power Circuit Breakers, 800-6000A, All Sizes	137
96A	ABB/SACE Emax Low-Voltage Power Circuit Breakers, 800-6000A, All Sizes	138
97	Square D Model 4 MCC Bucket - Size 1-4	138
98	Square D Model 4 MCC Bucket - Size 1-4	139
99	Sylvania Clark 6200 MCC Bucket	139
100A	Square D/GTE/Sylvania Bolt-Loc - BP Series 2500-4000A, BL Series 800-4000A	140
100B	Square D/GTE/Sylvania Bolt-Loc - BP Series 800-2000A	140
102	Federal Pacific Electric (FPE) - Switchmatic Disconnect Switch QMQB Series 400A	141
103	Sylvania/Zinsco QSF Series 100-600A	141
103A	Sylvania/Zinsco QSF Series 30-100A Twin	142
104	Westinghouse DA-50	142
105	Allis-Chalmers/Siemens-Allis/Siemens LA/LAF 1600-2000A	143
105A	Allis-Chalmers/Siemens-Allis/Siemens LA/LAF 3000-4000A	143
105B	Allis-Chalmers/Siemens-Allis/Siemens LA/LAF 600-800A	144
105C	Allis-Chalmers/Siemens-Allis/Siemens LA/LAF 3000-4000A	144
105D	Allis-Chalmers/Siemens-Allis/Siemens LA/LAF 3000-4000A	145
105E	Allis-Chalmers/Siemens-Allis/Siemens LA/LAF 1600-2000A	145
107	Elliot Type 230	146
108	Elliot Type 211	146
111E	ABB Molded Case Circuit Breaker - N Frame, 1200A Frame Size	147
111F	ABB Molded Case Circuit Breaker - P Frame, 1600/2000/2500A Frame Size	147
112	Federal Pacific Electric (FPE) H/HL-2/3	148

RSA NUMBER	MANUFACTURER/EQUIPMENT	PAGE
112A	Federal Pacific Electric (FPE) 20/16PL	148
113	Cutler-Hammer/Westinghouse Series C MCCB - N Frame, 400-1200A, White Molded Case, Flush Mounted, With Handle Extension	149
113A	Cutler-Hammer/Westinghouse Series C MCCB - K Frame, 70-400A, White Molded Case, Flush Mounted	149
113B	Cutler-Hammer/Westinghouse Series C MCCB - F Frame, 10-225A, White Molded Case, Flush Mounted	150
113C	Cutler-Hammer/Westinghouse Series C MCCB - L Frame, 125-600A, White Molded Case, Flush Mounted, Without Handle Extension	150
113D	Cutler-Hammer/Westinghouse Series C MCCB - J Frame, 70-250A, White Molded Case, Flush Mounted	151
113E	Cutler-Hammer/Westinghouse Series C MCCB - M Frame, 300-800A, White Molded Case, Flush Mounted	151
113G	Cutler-Hammer/Westinghouse Series C MCCB - R Frame, 800-2500A, White Molded Case, Flush Mounted, With Handle Extension	152
113J	Cutler-Hammer/Westinghouse Series C MCCB - R Frame, 800-2500A, White Molded Case, Standalone Mounted, With Handle Extension	152
114	ABB/BBC/ITE LK	153
115	ABB/BBC/ITE MB	153
116	S&C Load Break Switch	154
116A	S&C Load Break Switch	154
117	Westinghouse WLI Load Interrupter Switch	155
117A	Cutler Hammer MVS Load Break Switch	155
119	Merlin Gerin MP - All	156
119B	Merlin Gerin MP - All	156
120	Square D Masterpact NW - All	157
120A	Square D Masterpact NW - All	157
123	Square D Type QMBW - QMB224W, 324W, 264W, 364W; QMJ365	158
123A	Square D Type QMBW - QMB221TW, 222TW, 223TW, 321TW, 322TW, 323TW, 261TW, 262TW, 263TW, 361TW, 362TW, 363TW; QMJ361T, 362T, 363T, 364T	158
123C	Square D Type QMBW - QMB225W, 325W, 326W, 365W, 366W, 367W, 368W; QMJ366	159
124	Terasaki S400-PE	159
126	Federal Pacific Electric (FPE) DST-II	160
127B	General Electric (GE) Type QMR/THFP 240/600V 400/600A	160

RSA NUMBER	MANUFACTURER/EQUIPMENT	PAGE
127C	General Electric (GE) Type QMR/THFP 240/600V 800/1200A	161
131	Delta Star Air Switch	161
133	Westinghouse DB-15	162
134	Square D Type QMB Safelex Panelboard Switch - 6.0"; Twin; 30A & 60A; Series 2 or 4 & 7.5"; Twin; 60A & 100A; Series 2 or 4	162
134B	Square D Type QMB Saflex Panelboard Switch - 12.0", 15.0", & 18.0"; Single; 400A & 600A, Series 1 or 4	163
135	Eaton/Cutler-Hammer/Pringle Switch - QA-CBC: 2500A & Below; Current Vintage; Straight Handle Only, With Shunt Trip, 90° Of Handle Travel, 28-32" Min. Cubicle Width	163
135A	Eaton/Cutler-Hammer/Pringle Switch - QA-CBC: Above 2500A; Current Vintage; Straight Handle Only, With Shunt Trip, 90° Of Handle Travel, 44" Min. Cubicle Width	164
135E	Eaton/Cutler-Hammer/Pringle: Pringle Switch - QA: 1200-2500A; Current Vintage; Straight Handle Only, Without Shunt Trip, 115° Of Handle Travel, 28-32" Min. Cubicle Width	164
135F	Eaton/Cutler-Hammer/Pringle: Pringle Switch - QA: Above 2500A; Current Vintage; Straight Handle Only, Without Shunt Trip, 115° Of Handle Travel, 44" Min. Cubicle Width	165
135G	Eaton/Cutler-Hammer/Pringle: Pringle Switch - QA: 800A Only; Legacy Vintage ; Straight Cast Aluminum Only, Without Shunt Trip, 90° Of Handle Travel, 24" Min. Cubicle Width	165
136B	ITE/Siemens Sentron Series - LMD/HLMD/LMXD/HLMXD, MD/HMD/CMD/MXD/HMXD/CMXD, ND/HND/CND/NXD/HNXD/CNXD, PD/HPD/CPD/PXD/HPXD/CPXD, RD/HRD/RXD/HRXD	166
136C	ITE/Siemens Sentron Series - FD/HFD/HHFD/CFD/FXD/HFXD/HHFXD/CFXD	166
136E	ITE/Siemens Sentron Series - LMD/MD, ND, PD, RD - With Handle Extension	167
137	Joslyn Manual Operating Mechanism - Rotating Type	167
138	Allis-Chalmers/Siemens-Allis LBS-SE	168
138A	Allis-Chalmers/Siemens-Allis LBS-SE2, SG 3328, or QB 5/15kV Metal Enclosed Load Interrupter Switch	168
139	Allis Chalmers, Siemens Allis, Siemens - Space Maker, Space Maker II, Type 456 Contactor	169
140	Klockner Moeller/Moeller Electric - IVS, Modan 2000, Modan 3000 MCC Handle Operator	169
140B	Klockner Moeller/Moeller Electric - IVS, Modan 2000, Modan 3000 MCC Handle Operator	170
145E	ABB/ACE Isomax MCCB: Size S7 - 1200A Frame	170

Rotary Remote Racking Tools

Extractor Remote Racking Tools

Single-Use Remote Racking Tools

Handheld Racking Tools

Remote Switch Actuators & Operators

Rotary Remote Racking Tools

Extractor Remote Racking Tools

Single-Use Remote Racking Tools

Handheld Racking Tools

Remote Switch Actuators & Operators

RSA NUMBER	MANUFACTURER/EQUIPMENT	PAGE
147	Square D HVL Power Zone	171
149C	Merlin Gerin COMPACT MCCB - CK Frame, 400-1200A	171
150	ABB/BBC/ITE 7850 Series Medium-Voltage Motor Starter	172
151	Federal Pacific Electric (FPE) H/HF-1 (All)	172
152	Boltswitch VL3612-ST	173
153A	Westinghouse Type FDP/Cutler-Hammer Type M50 Fusible Panelboard Switch - 30, 60, & 100A Twin	173
153D	Westinghouse Type FDP/Cutler-Hammer Type M50 Fusible Panelboard Switch - 400 & 600A Single	174
154C	Siemens Vacu-Break Fusible Panel Units - V2FXXXX & V7FXXXX	174
154D	Siemens Vacu-Break Fusible Panel Units - V2HXXXX & V7HXXXX	175
154F	Siemens Vacu-Break Fusible Panel Units Main Switch - VF357, VB357, VF358 & VB358	175
155	Square D SE Series - All	176
155A	Square D SE Series - All	176
157	Cooper Substation VFI Transformer	177
158	Siemens WN/WL/3WN/3WL Low-Voltage Air Circuit Breaker	177
159	Square D Class 8198 High-Voltage Motor Starter	178
160C	General Electric (GE) Spectra Type ADS Panelboard Disconnect Switch - 400A & 600A	178
161A	Square D Through The Door Handle Operator - Class 9421 Type L Circuit Breaker Mechanism	179
162	GE - EntelliGuard G	179
163	ABB Flange Handle Operator K7FCH, K7FCH4 & Siemens Max-Flex Handle Operator MFHM Series	180
163D	ABB Flange Handle Operator K7FCH, K7FCH4 & Siemens Max-Flex Handle Operator MFHM Series	180
164B	Square D PowerPact - E Frame 15-125A	181
164C	Square D PowerPact - H Frame 15-150A	181
164J	Square D PowerPact - P Frame 250-1200A	182

RSA NUMBER	MANUFACTURER/EQUIPMENT	PAGE
164K	Square D PowerPact - R Frame 600-3000A	182
166B	Square D Heavy Duty Safety Switch - 200A - H,HU-224, 324, 364, 464-N/A, N, NRB, RB, A, AKW	183
166G	Square D Heavy Duty Safety Switch - 30A & 60A - H/HU-221/222/321/322/361-DS	183
167	Allen Bradley 1494F-P1-NP Series A Non-Metallic Molded Plastic Operating Handle	184
169A	General Electric (GE) Heavy Duty Safety Switch - TH Series	184
174E	ABB/SACE Tmax MCCB: Size T7M - 1000 & 1200A Frame	185
174F	ABB/SACE Tmax MCCB, Size T7: 1000 - 1600A Frame	185
175	Federal Pacific Electric (FPE) E Frame 15-100A	186
177B	Federal Pacific Electric (FPE) QMQB Panelboard Switch - 400-600A Single	186
180	Merlin Gerin/Square D Masterpact NT - All	187
180A	Merlin Gerin/Square D Masterpact NT - All	187
181	Square D Type AV Switch AVO Series With AVFQ/AVSQ Handle Operator 800-1200A Switch	188
184	Cutler Hammer FDPW Fusible Panelboard Switch - 30, 60, & 100A Twin	188
184F	Cutler Hammer FDPW Fusible Panelboard Switch - 600 & 800A Single	189
185	Square D Model 5 MCC Bucket - Size 1-5	189
186	Westinghouse - Type ADM Disconnect Switch	190
187A	General Electric (GE) MCCB - E Line, 150A Frame Size, Type TE/TEB/TEC/TECL/TED/TEML/THED	190
187B	General Electric (GE) MCCB - F Line, 225A Frame Size, Type THFK/TF/TFC/TFJ/TFK/TFL	191
187C	General Electric (GE) MCCB - J Line, 600A Frame Size THJK/TJ/TJC/TJD/TJJ/TJK/TJL	191
187G	General Electric (GE) MCCB - J Line, 600A Frame Size THJK/TJ/TJC/TJD/TJJ/TJK/TJL	192
187H	General Electric (GE) MCCB - K Line, 1200A Frame Size THKM/TKC/TKL/TKM	192
189	Cutler Hammer F10 Unitrol/9800 Unitrol Lever Size 1-4	193



## RSA-1

FOR USE WITH:

### Miscellaneous Breaker Control Switch

(Compatible with: Electroswitch-Series 24, 24P; General Electric (GE)-SB-1, SB-9, SB-10, SBM; Westinghouse-Type W; Instrument Transformer Inc.-Series 95; Shallco-Series 26)

The RSA-1 is designed to close and trip miscellaneous breaker control switches (Compatible with: Electroswitch-Series 24, 24P; General Electric (GE)-SB-1, SB-9, SB-10, SBM; Westinghouse-Type W; Instrument Transformer Inc.-Series 95; Shallco-Series 26) safely and remotely without any needed modifications to your switchgear. The RSA-1 is a lightweight and easily portable operating solution that will not fatigue the operator while remote operating breaker control switches. The RSA-1 is easy to install and remove so that the same RSA can easily be used to operate different sets of the same electrical equipment.

*\*Requires the RSO-IAR to operate*

US PATENT NO. 7,804,201



Rotary Remote  
Racking Tools

Extractor Remote  
Racking Tools

Single-Use Remote  
Racking Tools

## RSA-1A

FOR USE WITH:

### Electroswitch Breaker Control Switch

(Compatible with Electroswitch Series 20)

The RSA-1A is designed to close and trip Electroswitch breaker control switches (Compatible with Electroswitch Series 20) safely and remotely without any needed modifications to your switchgear. The RSA-1A is a lightweight and easily portable operating solution that will not fatigue the operator while remote operating breaker control switches. The RSA-1A is easy to install and remove so that the same RSA can easily be used to operate different sets of the same electrical equipment.

*\*Requires the RSO-IAR to operate*



Handheld  
Racking Tools

Remote Switch  
Actuators & Operators

## RSA-1B

FOR USE WITH:

### Westinghouse Breaker Control Switch

(Compatible with Westinghouse/Electroswitch - Type W-2)

The RSA-1B is designed to close and trip Westinghouse breaker control switches (Compatible with Westinghouse/Electroswitch - Type W-2) safely and remotely without any needed modifications to your switchgear. The RSA-1B is a lightweight and easily portable operating solution that will not fatigue the operator while remote operating breaker control switches. The RSA-1B is easy to install and remove so that the same RSA can be easily used to operate different sets of the same electrical equipment.

*\*Requires the RSO-IAR to operate*



## RSA-1C

FOR USE WITH:

### Electroswitch Breaker Control Switch

(Compatible with Electroswitch Series 31, 101 Switches With Oval Shank Operator)

The RSA-1C is designed to close and trip Electroswitch breaker control switches (Compatible with Electroswitch Series 31, 101 Switches with oval shank operator) safely and remotely without any needed modifications to your switchgear. The RSA-1C is a lightweight and easily portable operating solution that will not fatigue the operator while remote operating breaker control switches. The RSA-1C is easy to install and remove so that the same RSA can be easily used to operate different sets of the same electrical equipment.

*\*Requires the RSO-IAR to operate*



## RSA-1E

FOR USE WITH:

### Miscellaneous Break Control Switch

(Compatible with: INVERTED - Electrosch-Series 24, 24P; General Electric (GE)-SB-1, SB-9, SB-10, SBM; Westinghouse-Type W; Instrument Transformer Inc.-Series 95; Shallaco-Series 26)

The RSA-1E is designed to close and trip miscellaneous breaker control switches, including INVERTED - Electrosch-Series 24, 24P; General Electric (GE)-SB-1, SB-9, SB-10, SBM; Westinghouse-Type W; Instrument Transformer Inc.-Series 95; Shallaco-Series 26 breaker control switches safely and remotely without any needed modifications to your switchgear. The RSA-1E is a lightweight and easily portable operating solution that will not fatigue the operator while remote operating breaker control switches. The RSA-1E is easy to install and remove so that the same RSA can be easily used to operate different sets of the same electrical equipment.

*\*Requires the RSO-IAR to operate*



Rotary Remote Racking Tools

Extractor Remote Racking Tools

Single-Use Remote Racking Tools

## RSA-1F

FOR USE WITH:

### General Electric (GE) Breaker Control Switch

(Compatible with General Electric (GE) SB-1, SB-9, SB-10 - Pull-to-Operate)

The RSA-1F is designed to close and trip GE breaker control switches (compatible with: GE SB-1, SB-9, SB-10; pull to operate) safely and remotely without any needed modifications to your switchgear. The RSA-1F is a lightweight and easily portable operating solution that will not fatigue the operator while remote operating breaker control switches. The RSA-1F is easy to install and remove so that the same RSA can be easily used to operate different sets of the same electrical equipment.

*\*Requires the RSO-IAR to operate*



Handheld Racking Tools

Remote Switch Actuators & Operators



## RSA-1H

FOR USE WITH:

### Cutler-Hammer 10250T/E34 Breaker Control Switch

(Compatible with Cutler-Hammer 10250T/E34)

The RSA-1H is designed to close and trip Cutler-Hammer 10250T/E34 breaker control switches safely and remotely without any needed modifications to your switchgear. The RSA-1H is a lightweight and easily portable operating solution that will not fatigue the operator while remote operating breaker control switches. The RSA-1H is easy to install and remove so that the same RSA can be easily used to operate different sets of the same electrical equipment.

*\*Requires a RSO unit to operate*



## RSA-2

FOR USE WITH:

### Miscellaneous Light Duty Pushbutton

(All Manufacturers and Gear, 0.500" Max Travel, 10 lbf Max Force)

The RSA-2 is designed to close and trip Pushbuttons (all manufacturers and gear, 0.5" max travel, 10 lbf max force) safely and remotely without any needed modifications to your switchgear. The RSA-2 is a lightweight and easily portable operating solution that will not fatigue the operator while remote operating pushbuttons. The RSA-2 is easy to install and remove so that the same RSA can be easily used to operate different sets of the same electrical equipment.

*\*Requires the RSO-IAR to operate*



## RSA-2HD

FOR USE WITH:

### Miscellaneous Heavy Duty Pushbutton

(All Manufacturers and Gear, 2.0" Max Travel, 50 lbf Max Force)

The RSA-2HD is designed to close and trip Pushbuttons (all manufacturers and gear, 2.0" max travel, 50 lbf max force) safely and remotely without any needed modifications to your switchgear. The RSA-2HD is a lightweight and easily portable operating solution that will not fatigue the operator while remote operating pushbuttons. The RSA-2HD is easy to install and remove so that the same RSA can be easily used to operate different sets of the same electrical equipment.

*\*Requires the RSO-IAR to operate*



Rotary Remote  
Racking Tools

Extractor Remote  
Racking Tools

Single-Use Remote  
Racking Tools

## RSA-5B

FOR USE WITH:

### Federal Pacific Electric (FPE) Type NN, NM

The RSA-5B is designed to close and trip Federal Pacific Electric (FPE) Type NN, NM molded case circuit breakers safely and remotely without any needed modifications to your switchgear. The RSA-5B is a lightweight and easily portable operating solution that will not fatigue the operator while remote operating molded case circuit breakers. The RSA-5B is easy to install and remove so that the same RSA can be easily used to operate different sets of the same electrical equipment.

*\*Requires the RSO-IAR to operate*



Handheld  
Racking Tools

Remote Switch  
Actuators & Operators

## RSA-7

FOR USE WITH:

**Westinghouse Type W, Size 1-4**

The RSA-7 is designed to close and trip Westinghouse Type W, Size 1-4 motor control centers safely and remotely without any needed modifications to your switchgear. The RSA-7 is a lightweight and easily portable operating solution that will not fatigue the operator while remote operating motor control centers. The RSA-7 is easy to install and remove so that the same RSA can be easily used to operate different sets of the same electrical equipment.

*\*Requires the RSO-IAR to operate*



## RSA-7B

FOR USE WITH:

**Westinghouse Type W, Size 5**

The RSA-7B is designed to close and trip Westinghouse Type W, Size 5 motor control centers safely and remotely without any needed modifications to your switchgear. The RSA-7B is a lightweight and easily portable operating solution that will not fatigue the operator while remote operating motor control centers. The RSA-7B is easy to install and remove so that the same RSA can be easily used to operate different sets of the same electrical equipment.

*\*Requires the RSO-IAR to operate*





## RSA-8

FOR USE WITH:

**General Electric (GE) 7700 MCC Size 1-4 Bucket Handle Operator and Type TDR Integral Handle Mechanism (2.94" Diameter, SE150 & SF250 Line)**

The RSA-8 is designed to close and trip GE 7700 MCC Size 1-4 Bucket Handle Operator and Type TDR Integral Handle Mechanism (2.94" diameter, SE150 & SF250 line) safely and remotely without any needed modifications to your switchgear. The RSA-8 is a lightweight and easily portable operating solution that will not fatigue the operator while remote operating motor control centers. The RSA-8 is easy to install and remove so that the same RSA can be easily used to operate different sets of the same electrical equipment.

*\*Requires the RSO-IAR to operate*



Rotary Remote Racking Tools

Extractor Remote Racking Tools

Single-Use Remote Racking Tools

## RSA-8A

FOR USE WITH:

**General Electric (GE) 7700 MCC Size 5 Bucket Handle Operator and Type TDR Integral Handle Mechanism (4.75" Diameter, SG600 Line)**

The RSA-8A is designed to close and trip the GE 7700 MCC Size 5 Bucket Handle Operator and Type TDR Integral Handle Mechanism (4.75" diameter, SG600 line) safely and remotely without any needed modifications to your switchgear. The RSA-8A is a lightweight and easily portable operating solution that will not fatigue the operator while remote operating motor control centers. The RSA-8A is easy to install and remove so that the same RSA can be easily used to operate different sets of the same electrical equipment.

*\*Requires the RSO-IAR to operate*



Handheld Racking Tools

Remote Switch Actuators & Operators

## RSA-8B

FOR USE WITH:

### General Electric (GE) Type TDR Integral Handle Mechanism

(6.0" Diameter, SK1200 Line)

The RSA-8B is designed to close and trip the GE Type TDR Integral Handle Mechanism (6.0" diameter, SK1200 line) integral handle mechanism safely and remotely without any needed modifications to your switchgear. The RSA-8B is a lightweight and easily portable operating solution that will not fatigue the operator while remote operating electrical equipment. The RSA-8B is easy to install and remove so that the same RSA can be easily used to operate different sets of the same electrical equipment.

*\*Requires the RSO-IAR to operate*



## RSA-9B

FOR USE WITH:

### General Electric (GE) Limitamp Medium-Voltage Controller - CR194 and CR7160/7161 Series (Without Kirk Lock)

The RSA-9B is designed to close and trip GE Limitamp CR194 and CR7160/7161 series medium-voltage controller motor control centers safely and remotely without any needed modifications to your switchgear. The RSA-9B is a lightweight and easily portable operating solution that will not fatigue the operator while remote operating motor control centers. The RSA-9B is easy to install and remove so that the same RSA can be easily used to operate different sets of the same electrical equipment.

*\*Requires the RSO-IAR to operate*



## RSA-9R

FOR USE WITH:

### General Electric (GE) Limitamp Medium-Voltage Controller (Vertical Rotary Handle Operator)

The RSA-9R is designed to close and trip GE Limitamp medium-voltage controller motor control centers (vertical rotary handle operator) safely and remotely without any needed modifications to your switchgear. The RSA-9R is a lightweight and easily portable operating solution that will not fatigue the operator while remote operating motor control centers. The RSA-9R is easy to install and remove so that the same RSA can be easily used to operate different sets of the same electrical equipment.

*\*Requires the RSO-IIID to operate*



Rotary Remote  
Racking Tools

Extractor Remote  
Racking Tools

Single-Use Remote  
Racking Tools

## RSA-10

FOR USE WITH:

### Westinghouse/Cutler-Hammer Ampgard (Legacy Style Handle Operator)

The RSA-10 is designed to close and trip Westinghouse/Cutler Hammer Ampgard motor control centers (legacy-style handle operator) safely and remotely without any needed modifications to your switchgear. The RSA-10 is a lightweight and easily portable operating solution that will not fatigue the operator while remote operating motor control centers. The RSA-10 is easy to install and remove so that the same RSA can be easily used to operate different sets of the same electrical equipment.

*\*Requires the RSO-IAR to operate*



Handheld  
Racking Tools

Remote Switch  
Actuators & Operators



## RSA-10A

FOR USE WITH:

**Eaton/Cutler-Hammer Ampgard**

(Current Style Handle Operator)

The RSA-10A is designed to close and trip Eaton/Cutler Hammer Ampgard motor control centers (current-style handle operator) safely and remotely without any needed modifications to your switchgear. The RSA-10A is a lightweight and easily portable operating solution that will not fatigue the operator while remote operating motor control centers. The RSA-10A is easy to install and remove so that the same RSA can be easily used to operate different sets of the same electrical equipment.

*\*Requires the RSO-IAR to operate*



## RSA-11

FOR USE WITH:

**Westinghouse DHP 1200-3000A**

The RSA-11 is designed to close and trip Westinghouse DHP 1200-3000A air circuit breakers safely and remotely without any needed modifications to your switchgear. The RSA-11 is a lightweight and easily portable operating solution that will not fatigue the operator while remote operating air circuit breakers. The RSA-11 is easy to install and remove so that the same RSA can be easily used to operate different sets of the same electrical equipment.

*\*Requires the RSO-IAR to operate*



## RSA-12A



FOR USE WITH:

### Cutler-Hammer/Square D/Westinghouse DS-All

The RSA-12A is designed to charge, close, and trip all Cutler-Hammer/Square D/ Westinghouse DS air circuit breakers safely and remotely without any needed modifications to your switchgear. The RSA-12A is a lightweight and easily portable operating solution that will not fatigue the operator while remote operating air circuit breakers. The RSA-12A is easy to install and remove so that the same RSA can be easily used to operate different sets of the same electrical equipment.

*\*Requires the RSO-IIIID to operate*



US PATENT NO. 8,294,305B1

## RSA-12B

FOR USE WITH:

### Cutler-Hammer/Square D/Westinghouse DS - All

The RSA-12B is designed to close and trip all Cutler-Hammer/Square D/ Westinghouse DS air circuit breakers safely and remotely without any needed modifications to your switchgear. The RSA-12B is a lightweight and easily portable operating solution that will not fatigue the operator while remote operating air circuit breakers. The RSA-12B is easy to install and remove so that the same RSA can be easily used to operate different sets of the same electrical equipment.

*\*Requires the RSO-IAR to operate*



US PATENT NO. 8,294,305B1

Rotary Remote Racking Tools

Extractor Remote Racking Tools

Single-Use Remote Racking Tools

Handheld Racking Tools

Remote Switch Actuators & Operators

## RSA-14

FOR USE WITH:

### Siemens 81000 Medium-Voltage Controller

The RSA-14 is designed to close and trip Siemens 81000 medium-voltage motor control centers safely and remotely without any needed modifications to your switchgear. The RSA-14 is a lightweight and easily portable operating solution that will not fatigue the operator while remote operating motor control centers. The RSA-14 is easy to install and remove so that the same RSA can be easily used to operate different sets of the same electrical equipment.

*\*Requires the RSO-IAR to operate*



## RSA-16

FOR USE WITH:

### Siemens SB/SBA/SBS

(Includes All; Trip Button Lower Right, Close Button Upper Left)

The RSA-16 is designed to charge, close, and trip Siemens SB/SBA/SBS insulated case circuit breakers (Includes all trip button lower right, close button upper left) safely and remotely without any needed modifications to your switchgear. The RSA-16 is a lightweight and easily portable operating solution that will not fatigue the operator while remote operating insulated case circuit breakers. The RSA-16 is easy to install and remove so that the same RSA can be easily used to operate different sets of the same electrical equipment.

*\*Requires the RSO-IIID to operate*





## RSA-16A

FOR USE WITH:

**Siemens SB/SBA/SBS**

(Includes All; Trip Button Lower Right, Close Button Upper Left)

The RSA-16A is designed to close and trip Siemens SB/SBA/SBS insulated case circuit breakers (Includes all; trip button lower right, close button upper left) safely and remotely without any needed modifications to your switchgear. The RSA-16A is a lightweight and easily portable operating solution that will not fatigue the operator while remote operating insulated case circuit breakers. The RSA-16A is easy to install and remove so that the same RSA can be easily used to operate different sets of the same electrical equipment.

*\*Requires a RSO unit to operate*



Rotary Remote Racking Tools

Extractor Remote Racking Tools

Single-Use Remote Racking Tools

## RSA-17

FOR USE WITH:

**Allis-Chalmers/Siemens-Allis/Siemens FA, FB, FC - All**

The RSA-17 is designed to trip all Allis-Chalmers/Siemens-Allis/Siemens FA, FB, FC air circuit breakers safely and remotely without any needed modifications to your switchgear. The RSA-17 is a lightweight and easily portable operating solution that will not fatigue the operator while remote operating air circuit breakers. The RSA-17 is easy to install and remove so that the same RSA can be easily used to operate different sets of the same electrical equipment.

*\*Requires the RSO-IAR to operate*



Handheld Racking Tools

Remote Switch Actuators & Operators

## RSA-18

FOR USE WITH:

**General Electric (GE) AK-1/2/3(A)-50/75/100**  
(Manually Operated)

The RSA-18 is designed to charge, close, and trip GE AK-1/2/3(A)-50/75/100 manually operated air circuit breakers safely and remotely without any needed modifications to your switchgear. The RSA-18 is a lightweight and easily portable operating solution that will not fatigue the operator while remote operating air circuit breakers. The RSA-18 is easy to install and remove so that the same RSA can be easily used to operate different sets of the same electrical equipment.

*\*Requires the RSO-IIID to operate*

US PATENT NO. 8,294,304 B1




## RSA-20

FOR USE WITH:

**Westinghouse/Cutler-Hammer MCCB - E Frame & F Frame - 10-150A**  
(Black Molded Case Only) (Includes EA, EB, EC, ED, EG, EH; FA, FB, FC, FD, FG, FH)

The RSA-20 is designed to close and trip Westinghouse/Cutler-Hammer MCCB - E frame & F frame - 10-150A molded case circuit breakers (Includes EA, EB, EC, ED, EG, EH; FA, FB, FC, FD, FG, FH) safely and remotely without any needed modifications to your switchgear. The RSA-20 is a lightweight and easily portable operating solution that will not fatigue the operator while remote operating molded case circuit breakers. The RSA-20 is easy to install and remove so that the same RSA can be easily used to operate different sets of the same electrical equipment.

*\*Requires RSO-IAR unit to operate*



## RSA-20C

FOR USE WITH:

**Westinghouse/Cutler-Hammer MCCB - LA Frame (70-400A), LAB Frame (125-400A), HLA Frame (70-400A), LC Frame (Black Molded Case Only)**

The RSA-20C is designed to close and trip Westinghouse/Cutler-Hammer MCCB - LA Frame (70-400A), LAB Frame (125-400A), HLA Frame (70-400A), LC Frame safely and remotely without any needed modifications to your switchgear. The RSA-20C is a lightweight and easily portable operating solution that will not fatigue the operator while remote operating molded case circuit breakers. The RSA-20C is easy to install and remove so that the same RSA can be easily used to operate different sets of the same electrical equipment.

*\*Requires RSO-IAR unit to operate*



Rotary Remote Racking Tools

Extractor Remote Racking Tools

Single-Use Remote Racking Tools

## RSA-20F

FOR USE WITH:

**Westinghouse/Cutler-Hammer MCCB - PB Frame (600-2500A), PA, PC (Black Molded Case Only)**

The RSA-20F is designed to close and trip Westinghouse/Cutler-Hammer MCCB - PB Frame (600-2500A), PA, PC safely and remotely without any needed modifications to your switchgear. The RSA-20F is a lightweight and easily portable operating solution that will not fatigue the operator while remote operating molded case circuit breakers. The RSA-20F is easy to install and remove so that the same RSA can be easily used to operate different sets of the same electrical equipment.

*\*Requires RSO-IAR unit to operate*



Handheld Racking Tools

Remote Switch Actuators & Operators



## RSA-21



FOR USE WITH:

**Square D Mini Break** (Class 9875, Includes HVMB305200, HVMB305200U, HVMO-305025, HVMO-305200, HVMO305000U); **Square D Mini-Flex** (Class 8196, AC Controller)

The RSA-21 is designed to close and trip Square D Mini-Break (Class 9875) and Square D Mini-Flex (Class 8196) switches remotely and safely without any modifications to your switchgear. The RSA-21 is easy to install and remove so that the same RSA can be easily used to operate different sets of the same electrical equipment.

*\*Requires RSO-I unit to operate*



## RSA-22



FOR USE WITH:

**General Electric (GE) Medium-Voltage Load Break Switch - IC1074 Series**  
(Includes IC1074, IC1074A, IC1074B)

The RSA-22 is designed to close and trip GE IC1074 series load break switches, including the IC1074, 1074A, IC1074B remotely and safely without any modifications to your switchgear. The RSA-22 is easy to install and remove so that the same RSA can be easily used to operate different sets of the same electrical equipment.

*\*Requires RSO-I unit to operate*



## RSA-23

FOR USE WITH:

**Westinghouse 50DH-150/250/350**

The RSA-23 is designed to trip Westinghouse 50DH-150/250/350 air circuit breakers safely and remotely without any needed modifications to your switchgear. The RSA-23 is a lightweight and easily portable operating solution that will not fatigue the operator while remote operating air circuit breakers. The RSA-23 is easy to install and remove so that the same RSA can be easily used to operate different sets of the same electrical equipment.

*\*Requires the RSO-IAR to operate*



Rotary Remote Racking Tools

Extractor Remote Racking Tools

Single-Use Remote Racking Tools

## RSA-27



FOR USE WITH:

**Square D - HVL/cc Medium-Voltage Metal-Enclosed Switchgear, Load Interrupter Switch w/Over Toggle Mechanism**

The RSA-27 is designed to close and trip Square D HVL series load interrupter switches remotely and safely without any modifications to your switchgear. The RSA-27 is easy to install and remove so that the same RSA can be easily used to operate different sets of the same electrical equipment.

*\*Requires the RSO-I to operate*



Handheld Racking Tools

Remote Switch Actuators & Operators

## RSA-28

FOR USE WITH:

**Siat A-15/650/12**

The RSA-28 is designed to close and trip Siat A-15/650/12 switches remotely and safely without any modifications to your switchgear. The RSA-28 is easy to install and remove so that the same RSA can be easily used to operate different sets of the same electrical equipment.

*\*Requires the RSO-I to operate*



## RSA-29

FOR USE WITH:

**General Electric (GE) AK-1/2/3-25**

(Manually Operated, With Trip Button Below Handle)

The RSA-29 is designed to charge, close, and trip GE AK-1/2/3-25 air circuit breakers safely and remotely without any needed modifications to your switchgear. The RSA-29 is a lightweight and easily portable operating solution that will not fatigue the operator while remote operating air circuit breakers. The RSA-29 is easy to install and remove so that the same RSA can be easily used to operate different sets of the same electrical equipment.

*\*Requires the RSO-IIID to operate*





## RSA-29A

FOR USE WITH:

**General Electric (GE) AKR-6/7/8/910D-30S**

The RSA-29A is designed to charge, close, and trip GE AKR-6/7/8/910D-30S air circuit breakers safely and remotely without any needed modifications to your switchgear. The RSA-29A is a lightweight and easily portable operating solution that will not fatigue the operator while remote operating air circuit breakers. The RSA-29A is easy to install and remove so that the same RSA can be easily used to operate different sets of the same electrical equipment.

*\*Requires the RSO-IIID to operate*



Rotary Remote Racking Tools

Extractor Remote Racking Tools

Single-Use Remote Racking Tools

## RSA-30

FOR USE WITH:

**ABB/BBC/ITE K-Line**  
(2000A & Below)

The RSA-30 is designed to close and trip ABB/BBC/ITE K-line, 2000A and below, air circuit breakers safely and remotely without any needed modifications to your switchgear. The RSA-30 is a lightweight and easily portable operating solution that will not fatigue the operator while remote operating air circuit breakers. The RSA-30 is easy to install and remove so that the same RSA can be easily used to operate different sets of the same electrical equipment.

*\*Requires the RSO-IIID to operate*



Handheld Racking Tools

Remote Switch Actuators & Operators

## RSA-30A

FOR USE WITH:

**ABB/BBC/ITE K-Line**  
(3000A & Above)

The RSA-30A is designed to close and trip ABB/BBC/ITE K-line, 3000A and above, air circuit breakers safely and remotely without any needed modifications to your switchgear. The RSA-30A is a lightweight and easily portable operating solution that will not fatigue the operator while remote operating air circuit breakers. The RSA-30A is easy to install and remove so that the same RSA can be easily used to operate different sets of the same electrical equipment.

*\*Requires the RSO-IIID to operate*



## RSA-30B

FOR USE WITH:

**ABB/BBC/ITE K-Line**  
(2000A & Below, Electrically Operated)

The RSA-30B is designed to close and trip ABB/BBC/ITE K-line, 2000A and below, electrically operated air circuit breakers safely and remotely without any needed modifications to your switchgear. The RSA-30B is a lightweight and easily portable operating solution that will not fatigue the operator while remote operating air circuit breakers. The RSA-30B is easy to install and remove so that the same RSA can be easily used to operate different sets of the same electrical equipment.

*\*Requires the RSO-IIID to operate*



## RSA-30C

FOR USE WITH:

**ABB/BBC/ITE K-Line**  
(3000A & Above)

The RSA-30B is designed to close and trip ABB/BBC/ITE K-line, 3000A and above, electrically operated air circuit breakers safely and remotely without any needed modifications to your switchgear. The RSA-30B is a lightweight and easily portable operating solution that will not fatigue the operator while remote operating air circuit breakers. The RSA-30B is easy to install and remove so that the same RSA can be easily used to operate different sets of the same electrical equipment.

*\*Requires the RSO-IIID to operate*



Rotary Remote  
Racking Tools

Extractor Remote  
Racking Tools

Single-Use Remote  
Racking Tools

## RSA-31

FOR USE WITH:

**Powercon Load Break Interrupter Switch** (PIF Interrupter, 600A & 1200A, Recessed Mounted On Panel Approximately 1", With or Without Kirk Interlock Above and/or Below Switch)

The RSA-31 is designed to close and trip Powercon load break interrupter switches (PIF Interrupter, 600A & 1200A, recessed mounted on panel approximately 1", with or without kirk interlock above and/or below switch) safely and remotely without any needed modifications to your switchgear. The RSA-31 is a lightweight and easily portable operating solution that will not fatigue the operator while remote operating load break interrupter switches. The RSA-31 is easy to install and remove so that the same RSA can be easily used to operate different sets of the same electrical equipment.

*\*Requires the RSO-IAR to operate*



Handheld  
Racking Tools

Remote Switch  
Actuators & Operators



## RSA-31A




FOR USE WITH:

**Powercon Load Break Interrupter Switch** (PIF Interrupter, 600A & 1200A, Recessed Mounted On Panel Approximately 1", With or Without Kirk Interlock Above and/or Below Switch)

The RSA-31A is designed to close and trip Powercon load break interrupter switches remotely and safely without any modifications to your switchgear. The RSA-31A is easy to install and remove so that the same RSA can be easily used to operate different sets of the same electrical equipment.

*\*Requires the RSO-I to operate*



## RSA-32



FOR USE WITH:

**Mitsubishi Medium-Voltage MMC Handle**

The RSA-32 is designed to close and trip Mitsubishi medium-voltage motor control center handles remotely and safely without any modifications to your switchgear. The RSA-32 is easy to install and remove so that the same RSA can be easily used to operate different sets of the same electrical equipment.

*\*Requires the RSO-I to operate*



## RSA-33

FOR USE WITH:

### Square D Model 6 MCC: Size 1-5 Bucket & Main

The RSA-33 is designed to close and trip Square D Model 6, Size 1-5 bucket and main motor control centers safely and remotely without any needed modifications to your switchgear. The RSA-33 is a lightweight and easily portable operating solution that will not fatigue the operator while remote operating motor control centers. The RSA-33 is easy to install and remove so that the same RSA can be easily used to operate different sets of the same electrical equipment.

*\*Requires the RSO-IAR to operate*



Rotary Remote Racking Tools

Extractor Remote Racking Tools

Single-Use Remote Racking Tools


## RSA-34

FOR USE WITH:

### General Electric (GE) TDM Door-Mounted Handle Operating Mechanism, GE SKOM2 Operating Mechanism, GE 7098 MCC Bucket - Size 1-4

The RSA-34 is designed to close and trip GE 7098 Size 1-4 motor control centers safely and remotely without any needed modifications to your switchgear. The RSA-34 is a lightweight and easily portable operating solution that will not fatigue the operator while remote operating motor control centers. The RSA-34 is easy to install and remove so that the same RSA can be easily used to operate different sets of the same electrical equipment.

*\*Requires the RSO-IAR to operate*



Handheld Racking Tools

Remote Switch Actuators & Operators

## RSA-34B



FOR USE WITH:

**General Electric (GE) TDM Door-Mounted Handle Operating Mechanism & GE 7098 MCC Bucket - Size 1-4 (Short Handle)**

The RSA-34B is designed to close and trip GE TDM series door-mounted handle operating mechanisms, as well as GE series 7098 motor control center size 1-4, short bucket handles remotely and safely without any modifications to your switchgear. The RSA-34B is easy to install and remove so that the same RSA can be easily used to operate different sets of the same electrical equipment.

*\*Requires the RSO-1 to operate*



## RSA-35



FOR USE WITH:

**Westinghouse 11-300 MCC Bucket (Size 1-4 Only), Eaton/Cutler-Hammer MCCB Slide Plate Type Handle Mechanism**

(314C386G02, 314C386G03, 314C386G05, 314C386G06, 314C386G09, 314C386G10)

The RSA-35 is designed to close and trip Westinghouse 11-300 MCC (size 1-4) buckets, as well as various Eaton and Cutler-Hammer MCCB Slide Plate Type handle mechanisms remotely and safely without any modifications to your switchgear. The RSA-35 is easy to install and remove so that the same RSA can be easily used to operate different sets of the same electrical equipment.

*\*Requires the RSO-1 to operate*





## RSA-35B



FOR USE WITH:

**Westinghouse 11-300 MCC Bucket (Size 5 Only), Eaton/Cutler-Hammer MCCB Slide Plate Type Handle Mechanism (314C386G01, 314C386G04, 314C386G08)**

The RSA-35B is designed to close and trip Westinghouse 11-300 MCC (size 5) buckets, as well as various Eaton and Cutler-Hammer MCCB Slide Plate Type handle mechanisms remotely and safely without any modifications to your switchgear. The RSA-35B is easy to install and remove so that the same RSA can be easily used to operate different sets of the same electrical equipment.

*\*Requires the RSO-1 to operate*



Rotary Remote Racking Tools

Extractor Remote Racking Tools

Single-Use Remote Racking Tools

## RSA-36

FOR USE WITH:

**Cutler-Hammer Freedom Unitrol MCC Bucket - Size 1-4**

The RSA-36 is designed to close and trip Cutler-Hammer Freedom Unitrol size 1-4 motor control centers safely and remotely without any needed modifications to your switchgear. The RSA-36 is a lightweight and easily portable operating solution that will not fatigue the operator while remote operating motor control centers. The RSA-36 is easy to install and remove so that the same RSA can be easily used to operate different sets of the same electrical equipment.

*\*Requires the RSO-IAR to operate*



Handheld Racking Tools

Remote Switch Actuators & Operators

## RSA-37

FOR USE WITH:

**Siemens-Allis/Siemens MarQ21 MCC Bucket - Size 1-4**  
(Black Plastic Handle Operator)

The RSA-37 is designed to close and trip Siemens-Allis/Siemens MarQ21 size 1-4 motor control centers safely and remotely without any needed modifications to your switchgear. The RSA-37 is a lightweight and easily portable operating solution that will not fatigue the operator while remote operating motor control centers. The RSA-37 is easy to install and remove so that the same RSA can be easily used to operate different sets of the same electrical equipment.

*\*Requires the RSO-IAR to operate*



## RSA-39

FOR USE WITH:

**General Electric (GE) E9000 Evolution MCC - Bucket Size 1-4 Standard & Size 1 Horizontal**

The RSA-39 is designed to close and trip GE E9000 Evolution size 1-4 standard, size 1 horizontal motor control centers safely and remotely without any needed modifications to your switchgear. The RSA-39 is a lightweight and easily portable operating solution that will not fatigue the operator while remote operating motor control centers. The RSA-39 is easy to install and remove so that the same RSA can be easily used to operate different sets of the same electrical equipment.

*\*Requires the RSO-IAR to operate*



## RSA-39B



FOR USE WITH:

**General Electric (GE) E9000 Evolution MCC - Main**

The RSA-39B is designed to close and trip General Electric E9000 Evolution motor control center main disconnects remotely and safely without any modifications to your switchgear. The RSA-39B is easy to install and remove so that the same RSA can be easily used to operate different sets of the same electrical equipment.

*\*Requires the RSO-1 to operate*



Rotary Remote  
Racking Tools

Extractor Remote  
Racking Tools

Single-Use Remote  
Racking Tools

## RSA-40



FOR USE WITH:

**Eaton/Cutler-Hammer Vari-Depth Type Handle Mechanism;  
NEMA Type 1, 3R, 12** (Handle Style Number: 504C323G07)

The RSA-40 is designed to close and trip Eaton and Cutler-Hammer vari-depth Type handle mechanisms, and NEMA Type 1, 3R and 12 handle mechanisms remotely and safely without any modifications to your switchgear. The RSA-40 is easy to install and remove so that the same RSA can be easily used to operate different sets of the same electrical equipment.

*\*Requires the RSO-1 to operate*



Handheld  
Racking Tools

Remote Switch  
Actuators & Operators



## RSA-41

FOR USE WITH:

### Allen Bradley Centerline 2100 MCC - Size 1-4 Bucket

(Black or Gray Plastic Handle)

The RSA-41 is designed to close and trip Allen Bradley Centerline 2100 size 1-4 motor control centers (black or gray plastic handle) safely and remotely without any needed modifications to your switchgear. The RSA-41 is a lightweight and easily portable operating solution that will not fatigue the operator while remote operating motor control centers. The RSA-41 is easy to install and remove so that the same RSA can be easily used to operate different sets of the same electrical equipment.

*\*Requires the RSO-IAR to operate*



## RSA-41A

FOR USE WITH:

### Allen Bradley Centerline 2100 MCC Size 5 Bucket

(Black or Gray Plastic Handle)

The RSA-41A is designed to close and trip Allen Bradley Centerline 2100 size 5 motor control centers (black or gray plastic handle) remotely and safely without any modifications to your switchgear. The RSA-41A is easy to install and remove so that the same RSA can be easily used to operate different sets of the same electrical equipment.

*\*Requires the RSO-I to operate*




## RSA-41B

FOR USE WITH:

**Allen Bradley Centerline 2100 MCC - Main**  
(Black or Gray Plastic Handle)

The RSA-41B is designed to close and trip Allen Bradley Centerline 2100 motor control centers (main, plastic handle black or gray) safely and remotely without any needed modifications to your switchgear. The RSA-41B is a lightweight and easily portable operating solution that will not fatigue the operator while remote operating motor control centers. The RSA-41B is easy to install and remove so that the same RSA can be easily used to operate different sets of the same electrical equipment.

*\*Requires the RSO-IAR to operate*



Rotary Remote Racking Tools

Extractor Remote Racking Tools

Single-Use Remote Racking Tools

## RSA-41C

FOR USE WITH:

**Allen Bradley Centerline 2100 MCC - Size 1 Horizontal Bucket**  
(Black or Gray Plastic Handle)

The RSA-41C is designed to close and trip Allen Bradley Centerline 2100 size 1 horizontal bucket motor control centers (black or gray plastic handle) safely and remotely without any needed modifications to your switchgear. The RSA-41C is a lightweight and easily portable operating solution that will not fatigue the operator while remote operating motor control centers. The RSA-41C is easy to install and remove so that the same RSA can be easily used to operate different sets of the same electrical equipment.

*\*Requires the RSO-IAR to operate*



Handheld Racking Tools

Remote Switch Actuators & Operators

## RSA-43

FOR USE WITH:

**General Electric (GE) SE-100 Series Load Break Switch 600-1200A 5kV/15kV**

The RSA-43 is designed to close and trip GE SE-100 series 600-1200A 5kV/15kV load break switches safely and remotely without any needed modifications to your switchgear. The RSA-43 is a lightweight and easily portable operating solution that will not fatigue the operator while remote operating load break switches. The RSA-43 is easy to install and remove so that the same RSA can be easily used to operate different sets of the same electrical equipment.

*\*Requires the RSO-IAR to operate*



## RSA-44

FOR USE WITH:

**Square D Iso-Flex Model 4 Class 8198 Medium-Voltage Controller**

The RSA-44 is designed to close and trip Square D Iso-Flex Model 4 Class 8198 medium-voltage controller motor control centers safely and remotely without any needed modifications to your switchgear. The RSA-44 is a lightweight and easily portable operating solution that will not fatigue the operator while remote operating motor control centers. The RSA-44 is easy to install and remove so that the same RSA can be easily used to operate different sets of the same electrical equipment.

*\*Requires the RSO-IAR to operate*





## RSA-45

FOR USE WITH:

**General Electric (GE) AKR-4/5-A-30/50**

The RSA-45 is designed to charge, close, and trip GE AKR-4/5-A-30/50 air circuit breakers safely and remotely without any needed modifications to your switchgear. The RSA-45 is a lightweight and easily portable operating solution that will not fatigue the operator while remote operating air circuit breakers. The RSA-45 is easy to install and remove so that the same RSA can be easily used to operate different sets of the same electrical equipment.

*\*Requires the RSO-IIID to operate*



US PATENT NO. 8,294,304 B1

## RSA-45A

FOR USE WITH:

**General Electric (GE) AKR-6/10D-30/50 & AKR-4/5-B-30/50**

The RSA-45A is designed to charge, close, and trip GE AKR-6/10D-30/50 & AKR-4/5-B-30/50 air circuit breakers safely and remotely without any needed modifications to your switchgear. The RSA-45A is a lightweight and easily portable operating solution that will not fatigue the operator while remote operating air circuit breakers. The RSA-45A is easy to install and remove so that the same RSA can be easily used to operate different sets of the same electrical equipment.

*\*Requires the RSO-IIID to operate*



US PATENT NO. 8,294,304 B1

Rotary Remote Racking Tools

Extractor Remote Racking Tools

Single-Use Remote Racking Tools

Handheld Racking Tools

Remote Switch Actuators & Operators

## RSA-45B

FOR USE WITH:

**General Electric (GE) AKR-6/10D-75/100**

The RSA-45B is designed to close and trip GE AKR-6/10D-75/100 air circuit breakers safely and remotely without any needed modifications to your switchgear. The RSA-45B is a lightweight and easily portable operating solution that will not fatigue the operator while remote operating air circuit breakers. The RSA-45B is easy to install and remove so that the same RSA can easily be used to operate different sets of the same electrical equipment.

*\*Requires the RSO to operate*



## RSA-45C

FOR USE WITH:

**General Electric (GE) AKR-6/10D-75/100**

The RSA-45C is designed to charge, close, and trip GE AKR-6/10D-75/100 air circuit breakers safely and remotely without any needed modifications to your switchgear. The RSA-45C is a lightweight and easily portable operating solution that will not fatigue the operator while remote operating air circuit breakers. The RSA-45C is easy to install and remove so that the same RSA can be easily used to operate different sets of the same electrical equipment.

*\*Requires the RSO-IIID to operate*



US PATENT NO. 8,294,304 B1

## RSA-45D

FOR USE WITH:

**General Electric (GE) AKR-6/10D-30/50 and AKR-4/5-B-30/50**

The RSA-45D is designed to close and trip GE AKR-6/10D-30/50 and AKR-4/5-B-30/50 air circuit breakers safely and remotely without any needed modifications to your switchgear. The RSA-45D is a lightweight and easily portable operating solution that will not fatigue the operator while remote operating air circuit breakers. The RSA-45D is easy to install and remove so that the same RSA can be easily used to operate different sets of the same electrical equipment.

*\*Requires RSO unit to operate*



US PATENT NO. 8,294,304 B1

## RSA-46

FOR USE WITH:

**General Electric (GE) 8000 MCC Size 1-4**  
(Small Escutcheon Around Handle Operator)

The RSA-46 is designed to close and trip GE 8000 size 1-4 motor control centers (small escutcheon around handle operator) safely and remotely without any needed modifications to your switchgear. The RSA-46 is a lightweight and easily portable operating solution that will not fatigue the operator while remote operating motor control centers. The RSA-46 is easy to install and remove so that the same RSA can be easily used to operate different sets of the same electrical equipment.

*\*Requires the RSO-IAR to operate*



Rotary Remote  
Racking Tools

Extractor Remote  
Racking Tools

Single-Use Remote  
Racking Tools

Handheld  
Racking Tools

Remote Switch  
Actuators & Operators



## RSA-46B

FOR USE WITH:

**General Electric (GE) 8000 MCC Size 5 Bucket, GE 8000-Style Main Disconnect (Up to 800A)**

The RSA-46B is designed to close and trip GE 8000 size 5 motor control centers and GE 8000-style main disconnect switches (up to 800A) safely and remotely without any needed modifications to your switchgear. The RSA-46B is a lightweight and easily portable operating solution that will not fatigue the operator while remote operating motor control centers and disconnect switches. The RSA-46B is easy to install and remove so that the same RSA can be easily used to operate different sets of the same electrical equipment.

*\*Requires the RSO-IAR to operate*



## RSA-46D

FOR USE WITH:

**General Electric (GE) MCC Main Disconnect (800-1200A)**

The RSA-46D is designed to close and trip General Electric 8000 series motor control center main disconnects (800-1200A) remotely and safely without any modifications to your switchgear. The RSA-46D is easy to install and remove so that the same RSA can be easily used to operate different sets of the same electrical equipment.

*\*Requires the RSO-I to operate*



## RSA-48



FOR USE WITH:

### Eaton/Cutler-Hammer Magnum DS/SB

(Door Closed, 800-4000A)

The RSA-48 is designed to charge, close, and trip Eaton/Cutler-Hammer Magnum DS 800-5000A insulated case circuit breakers safely and remotely without any needed modifications to your switchgear. The RSA-48 is a lightweight and easily portable operating solution that will not fatigue the operator while remote operating insulated case circuit breakers. The RSA-48 is easy to install and remove so that the same RSA can be easily used to operate different sets of the same electrical equipment.

*\*Requires the RSO-IIID to operate*



Rotary Remote Racking Tools

Extractor Remote Racking Tools

Single-Use Remote Racking Tools

## RSA-48B



FOR USE WITH:

### Eaton/Cutler-Hammer Magnum DS/SB

(Door Open, Standard Frame Draw-Out Only)

The RSA-48B is designed to charge, close, and trip Eaton/Cutler-Hammer Magnum DS/SB (door open, standard frame draw-out only) breakers remotely and safely without any modifications to your switchgear. The RSA-48B is easy to install and remove so that the same RSA can be easily used to operate different sets of the same electrical equipment.

*\*Requires the RSO-III to operate*



Handheld Racking Tools

Remote Switch Actuators & Operators


## RSA-48C

FOR USE WITH:

**Eaton/Cutler-Hammer Magnum DS/SB**  
(Door Closed, 800-5000A)

The RSA-48C is designed to close and trip Eaton/Cutler-Hammer Magnum DS 800-5000A insulated case circuit breakers safely and remotely without any needed modifications to your switchgear. The RSA-48C is a lightweight and easily portable operating solution that will not fatigue the operator while remote operating insulated case circuit breakers. The RSA-48C is easy to install and remove so that the same RSA can be easily used to operate different sets of the same electrical equipment.

*\*Requires the RSO-IAR to operate*



## RSA-50

FOR USE WITH:

**Schneider Motorpact Medium-Voltage Motor Starter**  
(Isolation Switch Operation Only)

The RSA-50 is designed to close and trip Schneider Motorpact medium-voltage motor starter (isolation switch operation only) switches remotely and safely without any modifications to your switchgear. The RSA-50 is easy to install and remove so that the same RSA can be easily used to operate different sets of the same electrical equipment.

*\*Requires the RSO-I to operate*





## RSA-51

FOR USE WITH:

### Siemens/Siemens-Allis - RL/RLE/RLF/RLI, 800-2000A

(Gray/Black or Yellow Zinc Face, Manual Operated) (Includes RL/RLE/RLF/RLI-800, 1600, 2000)

The RSA-51 is designed to charge, close, and trip Siemens, Siemens-Allis manually operated RL/RLE/RLF/RLI 800-2000A air circuit breakers (gray/black or yellow zinc face) (Includes RL/RLE/RLF/RLI-800, 1600, 2000) safely and remotely without any needed modifications to your switchgear. The RSA-51 is a lightweight and easily portable operating solution that will not fatigue the operator while remote operating air circuit breakers. The RSA-51 is easy to install and remove so that the same RSA can be easily used to operate different sets of the same electrical equipment.

*\*Requires the RSO-IIID to operate*

PATENT PENDING



Rotary Remote  
Racking Tools

Extractor Remote  
Racking Tools

Single-Use Remote  
Racking Tools

## RSA-51A

FOR USE WITH:

### Siemens/Siemens-Allis - RL/RLE/RLF, 3200-5000A

(Gray/Black or Yellow Zinc Face, Manual Operated) (Includes RL/RLE/RLF-3200, 4000, 5000)

The RSA-51A is designed to close and trip Siemens, Siemens-Allis manually operated RL/RLE/RLF 3200-5000A air circuit breakers (gray/black or yellow zinc face) (Includes RL/RLE/RLF-3200, 4000, 5000) safely and remotely without any needed modifications to your switchgear. The RSA-51A is a lightweight and easily portable operating solution that will not fatigue the operator while remote operating air circuit breakers. The RSA-51A is easy to install and remove so that the same RSA can be easily used to operate different sets of the same electrical equipment.

*\*Requires RSO unit to operate*



Handheld  
Racking Tools

Remote Switch  
Actuators & Operators

## RSA-51B

FOR USE WITH:

**Siemens/Siemens-Allis - RL/RLE/RLF, 800-2000A**

(Gray/Black or Yellow Zinc Face, Manual Operated) (Includes RL/RLE/RLF/RLI-800, 1600, 2000)

The RSA-51B is designed to close and trip Siemens, Siemens-Allis manually operated RL/RLE/RLF/RLI 800-2000A air circuit breakers (gray/black or yellow zinc face) (Includes RL/RLE/RLF/RLI-800, 1600, 2000) safely and remotely without any needed modifications to your switchgear. The RSA-51B is a lightweight and easily portable operating solution that will not fatigue the operator while remote operating air circuit breakers. The RSA-51B is easy to install and remove so that the same RSA can be easily used to operate different sets of the same electrical equipment.

*\*Requires RSO unit to operate*



## RSA-51C

FOR USE WITH:

**Siemens/Siemens-Allis - RL/RLE/RLF, 3200-5000A**

(Gray/Black or Yellow Zinc Face, Manual Operated) (Includes RL/RLE/RLF-3200, 4000, 5000)

The RSA-51C is designed to charge, close, and trip Siemens, Siemens-Allis manually operated RL/RLE/RLF 3200-5000A air circuit breakers (gray/black or yellow zinc face) (Includes RL/RLE/RLF-3200, 4000, 5000) safely and remotely without any needed modifications to your switchgear. The RSA-51C is a lightweight and easily portable operating solution that will not fatigue the operator while remote operating air circuit breakers. The RSA-51C is easy to install and remove so that the same RSA can be easily used to operate different sets of the same electrical equipment.

*\*Requires the RSO-IIID to operate*



## RSA-52



FOR USE WITH:

### Siemens RHOH Rotary Door Mounted Operating Handle

(For MD, ND, PD & RD Frame MCCBs, NEMA Type 1, 3, 3R, 12, 4 & 4X Enclosures)

The RSA-52 is designed to close and trip Siemens RHOH rotary door mounted operating handles remotely and safely without any modifications to your switchgear. The RSA-52 is easy to install and remove so that the same RSA can be easily used to operate different sets of the same electrical equipment.

*\*Requires the RSO-1 to operate*



Rotary Remote Racking Tools

Extractor Remote Racking Tools

Single-Use Remote Racking Tools

## RSA-54

FOR USE WITH:

### Toshiba JK Series Starter/Controller

(Includes JK400, JK700, JK, JKSSS, JKSSS4, JKSSS7 Series)

The RSA-54 is designed to close and trip Toshiba JK series starter/controller motor control centers (Includes JK400, JK700, JK, JKSSS, JKSSS4, JKSSS7 series) safely and remotely without any needed modifications to your switchgear. The RSA-54 is a lightweight and easily portable operating solution that will not fatigue the operator while remote operating motor control centers. The RSA-54 is easy to install and remove so that the same RSA can be easily used to operate different sets of the same electrical equipment.

*\*Requires the RSO-IAR to operate*



Handheld Racking Tools

Remote Switch Actuators & Operators



## RSA-55



FOR USE WITH:

### Siemens Molded Case Circuit Breaker - Type BL/BLH, Single Pole (10-70A)

The RSA-55 is designed to close and trip Siemens Type BL/BLH Single Pole (10-70A) molded case circuit breakers remotely and safely without any modifications to your switchgear. The RSA-55 is easy to install and remove so that the same RSA can be easily used to operate different sets of the same electrical equipment.

*\*Requires the RSO-1 to operate*



## RSA-55A



FOR USE WITH:

### Siemens Molded Case Circuit Breaker - Type BL/BLH, Two Pole (10-100A)

The RSA-55A is designed to close and trip Siemens Type BL/BLH Two Pole (10-100A) molded case circuit breakers remotely and safely without any modifications to your switchgear. The RSA-55A is easy to install and remove so that the same RSA can be easily used to operate different sets of the same electrical equipment.

*\*Requires the RSO-1 to operate*



## RSA-56



FOR USE WITH:

**General Electric (GE) MCCB - Q-Line, Single Pole (125A & Less) Type THQB, THHQB, THQC, THHQC, THQL, THHQL, THQP, TQ, TQB, TQC, TQL, TXQB, TXQC, TXQL** (Does Not Include DIN Rail Mount & Quick Connect)

The RSA-56 is designed to close and trip GE MCCB - Q-Line, Single Pole (125A & Less) Type THQB, THHQB, THQC, THHQC, THQL, THHQL, THQP, TQ, TQB, TQC, TQL, TXQB, TXQC, TXQL (does not include DIN rail mount & quick connect) breakers remotely and safely without any modifications to your switchgear. The RSA-56 is easy to install and remove so that the same RSA can be easily used to operate different sets of the same electrical equipment.

*\*Requires the RSO-I to operate*



Rotary Remote Racking Tools

Extractor Remote Racking Tools

Single-Use Remote Racking Tools

## RSA-56C



FOR USE WITH:

**General Electric (GE) MCCB - Q-Line, 2/3 Pole (100-225A) Type THQD, THQDL, TQD, TQDL**

The RSA-56C is designed to close and trip GE MCCB - Q-Line, 2/3 Pole (100-225A) Type THQD, THQDL, TQD, TQDL breakers remotely and safely without any modifications to your switchgear. The RSA-56C is easy to install and remove so that the same RSA can be easily used to operate different sets of the same electrical equipment.

*\*Requires the RSO-I to operate*



Handheld Racking Tools

Remote Switch Actuators & Operators

## RSA-57C

FOR USE WITH:

### Square D MCCB - F (15-100A) & K (70-250A) Frame

(Recessed Mounted; With or Without Factory Lockout) (Includes FA, FC, FH, FI, FY; KA KC, KH, KI, KY Frames)

The RSA-57C is designed to close and trip Square D F-frame (15-100A), K-frame (70-250A) recessed-mounted molded case circuit breakers with or without factory lockout (Includes FA, FC, FH, FI, FY; KA, KC, KH, KI, KY) safely and remotely without any needed modifications to your switchgear. The RSA-57C is a lightweight and easily portable operating solution that will not fatigue the operator while remote operating molded case circuit breakers. The RSA-57C is easy to install and remove so that the same RSA can be easily used to operate different sets of the same electrical equipment.

*\*Requires the RSO-IAR to operate*



## RSA-57D

FOR USE WITH:

### Square D MCCB - L/Q4 Frame (125-400A)

(Flush Mounted; With or Without Factory Lockout) (Includes LA, LH, LY Q4 Frames)

The RSA-57D is designed to close and trip Square D L/Q4-frame 125-400A flush-mounted molded case circuit breakers with or without factory lockout (Includes LA, LH, LY, Q4) safely and remotely without any needed modifications to your switchgear. The RSA-57D is a lightweight and easily portable operating solution that will not fatigue the operator while remote operating molded case circuit breakers. The RSA-57D is easy to install and remove so that the same RSA can be easily used to operate different sets of the same electrical equipment.

*\*Requires the RSO-IAR to operate*





## RSA-57E

FOR USE WITH:

### Square D MCCB - L/Q4 Frame (125-400A)

(Recessed Mounted; With or Without Factory Lockout) (Includes LA, LH, LY Q4 Frames)

The RSA-57E is designed to close and trip Square D L/Q4-frame 125-400A recessed-mounted molded case circuit breakers with or without factory lockout (Includes LA, LH, LY, Q4) safely and remotely without any needed modifications to your switchgear. The RSA-57E is a lightweight and easily portable operating solution that will not fatigue the operator while remote operating molded case circuit breakers. The RSA-57E is easy to install and remove so that the same RSA can be easily used to operate different sets of the same electrical equipment.

*\*Requires the RSO-IAR to operate*



Rotary Remote Racking Tools

Extractor Remote Racking Tools

Single-Use Remote Racking Tools

## RSA-57F

FOR USE WITH:

### Square D MCCB - L Frame (125-400A)

(Flush Mounted; With or Without Factory Lockout) (Includes LC, LI Frames)

The RSA-57F is designed to close and trip Square D L-frame 125-400A flush-mounted molded case circuit breakers with or without factory lockout (Includes LC, LI) safely and remotely without any needed modifications to your switchgear. The RSA-57F is a lightweight and easily portable operating solution that will not fatigue the operator while remote operating molded case circuit breakers. The RSA-57F is easy to install and remove so that the same RSA can be easily used to operate different sets of the same electrical equipment.

*\*Requires the RSO-IAR to operate*



Handheld Racking Tools

Remote Switch Actuators & Operators

## RSA-57G

FOR USE WITH:

### Square D MCCB - L Frame (125-400A)

(Recessed Mounted; With or Without Factory Lockout) (Includes LC, LI Frames)

The RSA-57G is designed to close and trip Square D L-frame 125-400A recessed-mounted molded case circuit breakers with or without factory lockout (Includes LC, LI) safely and remotely without any needed modifications to your switchgear. The RSA-57G is a lightweight and easily portable operating solution that will not fatigue the operator while remote operating molded case circuit breakers. The RSA-57G is easy to install and remove so that the same RSA can be easily used to operate different sets of the same electrical equipment.

*\*Requires the RSO-IAR to operate*



## RSA-57I

FOR USE WITH:

### Square D MCCB - L Frame (125-600A)

(Recessed Mounted; With or Without Factory Lockout) (Includes LE, LX Frames)

The RSA-57I is designed to close and trip Square D L-frame 125-600A recessed-mounted molded case circuit breakers with or without factory lockout (Includes LE, LX) safely and remotely without any needed modifications to your switchgear. The RSA-57I is a lightweight and easily portable operating solution that will not fatigue the operator while remote operating molded case circuit breakers. The RSA-57I is easy to install and remove so that the same RSA can be easily used to operate different sets of the same electrical equipment.

*\*Requires the RSO-IAR to operate*



## RSA-57J

FOR USE WITH:

### Square D MCCB - M Frame (300-1000A)

(Flush Mounted; With or Without Factory Lockout) (Includes MA, MH, MY Frames)

The RSA-57J is designed to close and trip Square D M-frame 300-1000A flush-mounted molded case circuit breakers with or without factory lockout (Includes MA, MH, MY) safely and remotely without any needed modifications to your switchgear. The RSA-57J is a lightweight and easily portable operating solution that will not fatigue the operator while remote operating molded case circuit breakers. The RSA-57J is easy to install and remove so that the same RSA can be easily used to operate different sets of the same electrical equipment.

*\*Requires the RSO-IAR to operate*



Rotary Remote  
Racking Tools

Extractor Remote  
Racking Tools

Single-Use Remote  
Racking Tools

## RSA-57K

FOR USE WITH:

### Square D MCCB - M Frame (300-1000A)

(Recessed Mounted; With or Without Factory Lockout) (Includes MA, MH, MY Frames)

The RSA-57K is designed to close and trip Square D M-frame 300-1000A recessed-mounted molded case circuit breakers with or without factory lockout (Includes MA, MH, MY) safely and remotely without any needed modifications to your switchgear. The RSA-57K is a lightweight and easily portable operating solution that will not fatigue the operator while remote operating molded case circuit breakers. The RSA-57K is easy to install and remove so that the same RSA can be easily used to operate different sets of the same electrical equipment.

*\*Requires the RSO-IAR to operate*



Handheld  
Racking Tools

Remote Switch  
Actuators & Operators



## RSA-57N

FOR USE WITH:

### Square D MCCB - M Frame (100-800A)

(Flush Mounted; With or Without Factory Lockout) (Includes ME, MX Frames)

The RSA-57N is designed to close and trip Square D M-frame 100-800A flush-mounted molded case circuit breakers with or without factory lockout (Includes ME, MX frames) safely and remotely without any needed modifications to your switchgear. The RSA-57N is a lightweight and easily portable operating solution that will not fatigue the operator while remote operating molded case circuit breakers. The RSA-57N is easy to install and remove so that the same RSA can be easily used to operate different sets of the same electrical equipment.

*\*Requires the RSO-IAR to operate*



## RSA-57T


FOR USE WITH:

### Square D MCCB - N Frame (600-1200A)

(Flush Mounted; With or Without Factory Lockout) (Includes NE, NX Frames)

The RSA-57T is designed to close and trip Square D N-Frame 600-1200A flush-mounted MCCBs (including NE and NX frames, with or without factory lockout) remotely and safely without any modifications to your switchgear. The RSA-57T is easy to install and remove so that the same RSA can be easily used to operate different sets of the same electrical equipment.

*\*Requires the RSO-I to operate*



## RSA-57V

FOR USE WITH:

### Square D MCCB - P Frame (600-2500A)

(Flush Mounted) (Includes PA, PH, PY, PC, PI, PE, PX Frames)

The RSA-57V is designed to close and trip Square D P-frame 600-2500A flush-mounted molded case circuit breakers (Includes PA, PH, PY, PC, PI, PE, PX) safely and remotely without any needed modifications to your switchgear. The RSA-57V is a lightweight and easily portable operating solution that will not fatigue the operator while remote operating molded case circuit breakers. The RSA-57V is easy to install and remove so that the same RSA can be easily used to operate different sets of the same electrical equipment.

*\*Requires the RSO-IAR to operate*



Rotary Remote Racking Tools

Extractor Remote Racking Tools

Single-Use Remote Racking Tools

## RSA-59

FOR USE WITH:

### General Electric (GE) WavePro 800-2000A (WPS/WPH/WPX - 08/16/20) and EntelliGuard 800-2000A (EGS/EGH/EGX - 08/16/20)

The RSA-59 is designed to charge, close and trip GE WavePro 800-2000A (WPS/WPH/WPX - 08/16/20) and EntelliGuard 800-2000A (EGS/EGH/EGX - 08/16/20) air circuit breakers safely and remotely without any needed modifications to your switchgear. The RSA-59 is a lightweight and easily portable operating solution that will not fatigue the operator while remote operating air circuit breakers. The RSA-59 is easy to install and remove so that the same RSA can be easily used to operate different sets of the same electrical equipment.

*\*Requires the RSO-IIID to operate*



Handheld Racking Tools

Remote Switch Actuators & Operators

## RSA-59A



FOR USE WITH:

**General Electric (GE) WavePro, 800-2000A (WPS/WPH/WPX - 08/16/20) & EntelliGuard, 800-2000A (EGS/EGH/EGX - 08/16/20)**

The RSA-59A is designed to close and trip GE WavePro, 800-2000A (WPS/WPH/WPX - 08/16/20) & EntelliGuard, 800-2000A (EGS/EGH/EGX - 08/16/20) breakers remotely and safely without any modifications to your switchgear. The RSA-59A is easy to install and remove so that the same RSA can be easily used to operate different sets of the same electrical equipment.



## RSA-59B

FOR USE WITH:

**General Electric (GE) WavePro, 3200-5000A (WPS/WPH/WPX - 32/40/50) & EntelliGuard, 3200-5000A (EGS/EGH/EGX - 32/40/50)**

The RSA-59B is designed to charge, close and trip GE WavePro, 3200-5000A (WPS/WPH/WPX - 32/40/50) & EntelliGuard, 3200-5000A (EGS/EGH/EGX - 32/40/50) air circuit breakers safely and remotely without any needed modifications to your switchgear. The RSA-59B is a lightweight and easily portable operating solution that will not fatigue the operator while remote operating air circuit breakers. The RSA-59B is easy to install and remove so that the same RSA can be easily used to operate different sets of the same electrical equipment.

*\*Requires the RSO-IIID to operate*





## RSA-59C



FOR USE WITH:

**General Electric (GE) WavePro, 3200-5000A (WPS/WPH/WPX - 32/40/50) & EntelliGuard, 3200-5000A (EGS/EGH/EGX - 32/40/50)**

The RSA-59C is designed to close and trip GE WavePro, 3200-5000A (WPS/WPH/WPX - 32/40/50) & EntelliGuard, 3200-5000A (EGS/EGH/EGX - 32/40/50) breakers remotely and safely without any modifications to your switchgear. The RSA-59C is easy to install and remove so that the same RSA can be easily used to operate different sets of the same electrical equipment.



Rotary Remote Racking Tools

Extractor Remote Racking Tools

Single-Use Remote Racking Tools

## RSA-60A

FOR USE WITH:

**Westinghouse/Cutler-Hammer/Eaton Type SPB Systems Pow-R Breaker 250-3000A**

(Includes SPB-50, SPB-65, SPB-100, SPB-150)

The RSA-60A is designed to close and trip Westinghouse/Cutler-Hammer/Eaton Type SPB Systems Pow-R Breaker 250-3000A insulated case circuit breakers (Includes SPB-50, SPB-65, SPB-100, SPB-150) safely and remotely without any needed modifications to your switchgear. The RSA-60A is a lightweight and easily portable operating solution that will not fatigue the operator while remote operating insulated case circuit breakers. The RSA-60A is easy to install and remove so that the same RSA can be easily used to operate different sets of the same electrical equipment.



Handheld Racking Tools

Remote Switch Actuators & Operators

*\*Requires the RSO-IAR to operate*

## RSA-61



FOR USE WITH:

### Merlin Gerin YSF6 Close/Trip Only

The RSA-61 is designed to close and trip Merlin Gerin YSF6 breakers remotely and safely without any modifications to your switchgear. The RSA-61 is easy to install and remove so that the same RSA can be easily used to operate different sets of the same electrical equipment.

*\*Requires the RSO-1 to operate*



## RSA-62



FOR USE WITH:

### General Electric (GE) 300-Line Control Non-Reversing Combination Magnetic Starter (CR307, CR308, CR387, CR388)

The RSA-62 is designed to close and trip GE 300-line control non-reversing combination magnetic starters (including models CR307, CR308, CR387, and CR388) remotely and safely without any modifications to your switchgear. The RSA-62 is easy to install and remove so that the same RSA can be easily used to operate different sets of the same electrical equipment.

*\*Requires the RSO-1 to operate*



## RSA-63

FOR USE WITH:

### Driescher and Wittojohann Driwisa Load Break Switch

(With DW-901 Front-Mounting Operating Mechanism)

The RSA-63 is designed to close and trip Driescher and Wittojohann Driwisa load break switches safely and remotely without any needed modifications to your switchgear. The RSA-63 is a lightweight and easily portable operating solution that will not fatigue the operator while remote operating load break switches. The RSA-63 is easy to install and remove so that the same RSA can be easily used to operate different sets of the same electrical equipment.

*\*Requires the RSO-IAR to operate*



Rotary Remote  
Racking Tools

Extractor Remote  
Racking Tools

Single-Use Remote  
Racking Tools

## RSA-64



FOR USE WITH:

### Westinghouse DFS

The RSA-64 is designed to charge, close, and trip Westinghouse DFS air switches safely and remotely without any needed modifications to your switchgear. The RSA-64 is a lightweight and easily portable operating solution that will not fatigue the operator while remote operating air switches. The RSA-64 is easy to install and remove so that the same RSA can be easily used to operate different sets of the same electrical equipment.

*\*Requires the RSO-IIID to operate*



Handheld  
Racking Tools

Remote Switch  
Actuators & Operators



## RSA-65



FOR USE WITH:

**ABB/BBC/ITE Versa Switch Interrupter Switch/Versa Rupter Interrupter Switch/HK-HPL-C Drawout Interrupter Switch**

(Flush-Mounted on Panel)

The RSA-65 is designed to close and trip ABB/BBC/ITE Versa Switch Interrupter Switch/Versa Rupter Interrupter Switch/HK-HPL-C Drawout Interrupter Switch (flush-mounted on panel) safely and remotely without any needed modifications to your switchgear. The RSA-65 is a lightweight and easily portable operating solution that will not fatigue the operator while remote operating load interrupter switches. The RSA-65 is easy to install and remove so that the same RSA can be easily used to operate different sets of the same electrical equipment.



*\*Requires the RSO-IAR to operate*

## RSA-66A

FOR USE WITH:

**ITE Type ET/ETI/ETO/ET-75/ET-C MCCB - F Frame (15-100A) - 2/3 Pole**

(Includes F, HF, CF)

The RSA-66A is designed to close and trip ITE Type ET/ETI/ETO/ET-75/ET-C MCCB - F Frame (15-100A) - 2/3 Pole (includes F, HF, CF) electrical equipment safely and remotely without any needed modifications to your switchgear. The RSA-66A is a lightweight and easily portable operating solution that will not fatigue the operator while remote operating electrical equipment. The RSA-66A is easy to install and remove so that the same RSA can be easily used to operate different sets of the same electrical equipment.



*\*Requires a RSO unit to operate*

## RSA-66C



FOR USE WITH:

**ITE Type ET/ETI/ETO/ET-75/ET-C MCCB - J Frame (70-225A) & HJKL Frame (125-400A) - 2/3 Pole**

(Includes J, JJ, JKL, JL, CJKL; HJ, HJKL)

The RSA-66C is designed to close and trip ITE Type ET/ETI/ETO/ET-75/ET-C MCCB - J Frame (70-225A) & HJKL Frame (125-400A) - 2/3 Pole (Includes J, JJ, JKL, JL, CJKL; HJ, HJKL) electrical equipment safely and remotely without any needed modifications to your switchgear. The RSA-66C is a lightweight and easily portable operating solution that will not fatigue the operator while remote operating electrical equipment. The RSA-66C is easy to install and remove so that the same RSA can be easily used to operate different sets of the same electrical equipment.



*\*Requires a RSO unit to operate*

Rotary Remote Racking Tools

Extractor Remote Racking Tools

Single-Use Remote Racking Tools

## RSA-67



FOR USE WITH:

**Powell Series P-13000 Class E-2 Controller (2.5-5kV)**

The RSA-67 is designed to close and trip Powell Series P-13000 Class E-2 controller switches remotely and safely without any modifications to your switchgear. The RSA-67 is easy to install and remove so that the same RSA can be easily used to operate different sets of the same electrical equipment.

*\*Requires the RSO-1 to operate*



Handheld Racking Tools

Remote Switch Actuators & Operators

## RSA-69A



FOR USE WITH:

**ABB/SACE Megamax F Low-Voltage Power Circuit Breaker, 1200-6000A, All Sizes (F1, F2, F3, F4, F5, F6)**

The RSA-69A is designed to close and trip ABB/SACE Megamax F low voltage power circuit breakers (1200-6000A, Sizes F1-F6) remotely and safely without any modifications to your switchgear. The RSA-69A is easy to install and remove so that the same RSA can be easily used to operate different sets of the same electrical equipment.

*\*Requires a RSO-I unit to operate*



## RSA-71

FOR USE WITH:

**Allen Bradley Centerline 5kV Starter**  
(First Generation, Gray Metal Handle Operator)

The RSA-71 is designed to close and trip Allen Bradley Centerline 5kV motor control centers (first generation, gray metal handle operator) safely and remotely without any needed modifications to your switchgear. The RSA-71 is a lightweight and easily portable operating solution that will not fatigue the operator while remote operating motor control centers. The RSA-71 is easy to install and remove so that the same RSA can be easily used to operate different sets of the same electrical equipment.

*\*Requires the RSO-IAR to operate*





## RSA-71B



FOR USE WITH:

### Allen Bradley Centerline 5kV Starter

(Flush Mounted, Second Generation, Red & Black Plastic Handle Operator)

The RSA-71B is designed to close and trip Allen Bradley Centerline 5kV motor starters (flush mounted, second generation, red & black plastic handle operator) remotely and safely without any modifications to your switchgear. The RSA-71B is easy to install and remove so that the same RSA can be easily used to operate different sets of the same electrical equipment.

*\*Requires the RSO-I to operate*



Rotary Remote  
Racking Tools

Extractor Remote  
Racking Tools

Single-Use Remote  
Racking Tools

## RSA-71C

FOR USE WITH:

### Allen Bradley Centerline 5kV Starter

(Recessed Mounted, Second Generation, Red & Black Plastic Handle Operator)

The RSA-71C is designed to close and trip Allen Bradley Centerline 5kV motor control centers (second generation, red and black plastic handle operator) safely and remotely without any needed modifications to your switchgear. The RSA-71C is a lightweight and easily portable operating solution that will not fatigue the operator while remote operating motor control centers. The RSA-71C is easy to install and remove so that the same RSA can be easily used to operate different sets of the same electrical equipment.

*\*Requires the RSO-IAR to operate*



Handheld  
Racking Tools

Remote Switch  
Actuators & Operators

## RSA-72

FOR USE WITH:

### General Electric (GE) Spectra Series Molded Case Circuit Breaker - SK Frame, 300-1200A

(Includes SKD, SKH, SKL, SKP) (Flush Mount Without Handle Extension)

The RSA-72 is designed to close and trip GE Spectra series SK-frame 300-1200A (Includes SKD, SKH, SKL, SKP) molded case circuit breakers (flush mount without handle extension) safely and remotely without any needed modifications to your switchgear. The RSA-72 is a lightweight and easily portable operating solution that will not fatigue the operator while remote operating molded case circuit breakers. The RSA-72 is easy to install and remove so that the same RSA can be easily used to operate different sets of the same electrical equipment.

*\*Requires the RSO-IAR to operate*



## RSA-72A

FOR USE WITH:

### General Electric (GE) Spectra Series Molded Case Circuit Breaker - SK Frame, 300-1200A

(Includes SKD, SKH, SKL, SKP) (Flush Mount With Handle Extension)

The RSA-72A is designed to close and trip GE Spectra series SK-frame 300-1200A (Includes SKD, SKH, SKL, SKP) molded case circuit breakers (flush mount with handle extension) safely and remotely without any needed modifications to your switchgear. The RSA-72A is a lightweight and easily portable operating solution that will not fatigue the operator while remote operating molded case circuit breakers. The RSA-72A is easy to install and remove so that the same RSA can be easily used to operate different sets of the same electrical equipment.

*\*Requires the RSO-IAR to operate*



## RSA-72B

FOR USE WITH:

### General Electric (GE) Spectra Series Molded Case Circuit Breaker - SG Frame, 125-600A

(Includes SGD, SGK, SGL, SGP) (Flush Mount)

The RSA-72B is designed to close and trip GE Spectra series SG-frame 125-600A (Includes SGD, SGK, SGL, SGP) molded case circuit breakers (flush mount) safely and remotely without any needed modifications to your switchgear. The RSA-72B is a lightweight and easily portable operating solution that will not fatigue the operator while remote operating molded case circuit breakers. The RSA-72B is easy to install and remove so that the same RSA can be easily used to operate different sets of the same electrical equipment.

*\*Requires the RSO-IAR to operate*



Rotary Remote Racking Tools

Extractor Remote Racking Tools

Single-Use Remote Racking Tools

## RSA-72C

FOR USE WITH:

### General Electric (GE) Spectra Series Molded Case Circuit Breaker - SE Frame, 15-100A

(Includes SED, SEH, SEL, SEP) (Flush Mount)

The RSA-72C is designed to close and trip GE Spectra series SE-Frame 15-100A (Includes SED, SEH, SEL, SEP); SF Frame: 70-250A (Includes SFD, SFH, SFL, SFP) molded case circuit breakers (flush mount) safely and remotely without any needed modifications to your switchgear. The RSA-72C is a lightweight and easily portable operating solution that will not fatigue the operator while remote operating molded case circuit breakers. The RSA-72C is easy to install and remove so that the same RSA can be easily used to operate different sets of the same electrical equipment.

*\*Requires the RSO-IAR to operate*



Handheld Racking Tools

Remote Switch Actuators & Operators



## RSA-72D

FOR USE WITH:

**General Electric (GE) Spectra Series Molded Case Circuit Breaker - SK Frame, 300-1200A** (Includes SKD, SKH, SKL, SKP) (Recessed Mount With Handle Extension)

The RSA-72D is designed to close and trip GE Spectra series SK-frame 300-1200A molded case circuit breakers (Includes SKD, SKH, SKL, SKP; recessed-mount with handle extension) safely and remotely without any needed modifications to your switchgear. The RSA-72D is a lightweight and easily portable operating solution that will not fatigue the operator while remote operating molded case circuit breakers. The RSA-72D is easy to install and remove so that the same RSA can be easily used to operate different sets of the same electrical equipment.

*\*Requires the RSO-IAR to operate*



## RSA-73

FOR USE WITH:

**General Electric (GE) Type HPC High Pressure Contact Switch - 2000-4000A** (Manual or Electric Trip, Bottom Feed Standard)

The RSA-73 is designed to charge, close, and trip GE Type HPC 2000-4000A bolted pressure switch (manual or electric trip, bottom feed standard) safely and remotely without any needed modifications to your switchgear. The RSA-73 is a lightweight and easily portable operating solution that will not fatigue the operator while remote operating bolted pressure switches. The RSA-73 is easy to install and remove so that the same RSA can be easily used to operate different sets of the same electrical equipment.

*\*Requires the RSO-IIID to operate*



## RSA-73A



FOR USE WITH:

**General Electric (GE) Type HPC High Pressure Contact Switch - 800-1600A** (Manual or Electric Trip, Bottom Feed Standard)

The RSA-73A is designed to close and trip GE Type HPC High Pressure Contact Switch - 800-1600A (manual or electric trip, bottom feed standard) breakers remotely and safely without any modifications to your switchgear. The RSA-73A is easy to install and remove so that the same RSA can be easily used to operate different sets of the same electrical equipment.

*\*Requires the RSO-III to operate*



Rotary Remote Racking Tools

Extractor Remote Racking Tools

Single-Use Remote Racking Tools

## RSA-73B



FOR USE WITH:

**General Electric (GE) Type HPC High Pressure Contact Switch - 800-1600A** (Manual or Electric Trip, Top Feed Inverted)

The RSA-73B is designed to close and trip GE Type HPC High Pressure Contact Switch - 800-1600A (manual or electric trip, top feed inverted) breakers remotely and safely without any modifications to your switchgear. The RSA-73B is easy to install and remove so that the same RSA can be easily used to operate different sets of the same electrical equipment.

*\*Requires the RSO-III to operate*



Handheld Racking Tools

Remote Switch Actuators & Operators

## RSA-74

FOR USE WITH:  
**Boltswitch**

The RSA-74 is designed to close and trip Boltswitch brand bolted pressure switches safely and remotely without any needed modifications to your switchgear. The RSA-74 is a lightweight and easily portable operating solution that will not fatigue the operator while remote operating bolted pressure switches. The RSA-74 is easy to install and remove so that the same RSA can be easily used to operate different sets of the same electrical equipment.

*\*Requires the RSO-IIID to operate*



## RSA-76

FOR USE WITH:

**General Electric (GE) Power Break II - All Frame Sizes** (Door Closed)

The RSA-76 is designed to charge, close, and trip GE Power Break II, all frame sizes, insulated case circuit breakers (door closed) safely and remotely without any needed modifications to your switchgear. The RSA-76 is a lightweight and easily portable operating solution that will not fatigue the operator while remote operating insulated case circuit breakers. The RSA-76 is easy to install and remove so that the same RSA can be easily used to operate different sets of the same electrical equipment.

*\*Requires the RSO-IIID to operate*





## RSA-76A

FOR USE WITH:

**General Electric (GE) Power Break II - All Frame Sizes** (Door Open)

The RSA-76A is designed to charge, close, and trip GE Power Break II, all frame sizes, insulated case circuit breakers (door open) safely and remotely without any needed modifications to your switchgear. The RSA-76A is a lightweight and easily portable operating solution that will not fatigue the operator while remote operating insulated case circuit breakers. The RSA-76A is easy to install and remove so that the same RSA can be easily used to operate different sets of the same electrical equipment.

*\*Requires the RSO-IIID to operate*



Rotary Remote Racking Tools

Extractor Remote Racking Tools

Single-Use Remote Racking Tools

## RSA-76C



FOR USE WITH:

**General Electric (GE) Power Break II - All Frame Sizes** (Door Closed)

The RSA-76C is designed to close and trip GE Power Break II - All Frame Sizes (door closed) remotely and safely without any modifications to your switchgear. The RSA-76C is easy to install and remove so that the same RSA can be easily used to operate different sets of the same electrical equipment.

*\*Requires the RSO-I to operate*



Handheld Racking Tools

Remote Switch Actuators & Operators

## RSA-78

FOR USE WITH:

**Cutler-Hammer F2100, Advantage, Series 2100; Westinghouse 5 Star - Size 1-5 MCC Bucket**

The RSA-78 is designed to close and trip Cutler-Hammer F2100, Advantage, Series 2100; Westinghouse 5 Star size 1-5 motor control centers safely and remotely without any needed modifications to your switchgear. The RSA-78 is a lightweight and easily portable operating solution that will not fatigue the operator while remote operating motor control centers. The RSA-78 is easy to install and remove so that the same RSA can be easily used to operate different sets of the same electrical equipment.

*\*Requires the RSO-IAR to operate*



## RSA-78A

FOR USE WITH:

**Cutler-Hammer/Westinghouse F2100, Advantage, Series 2100/5 Star MCC Main**

The RSA-78A is designed to close and trip Cutler-Hammer/Westinghouse F2100, Advantage, Series 2100/5 Star motor control centers safely and remotely without any needed modifications to your switchgear. The RSA-78A is a lightweight and easily portable operating solution that will not fatigue the operator while remote operating motor control centers. The RSA-78A is easy to install and remove so that the same RSA can be easily used to operate different sets of the same electrical equipment.

*\*Requires the RSO-IAR to operate*



## RSA-79

FOR USE WITH:

**ITE KA/KB/KC/KD/KE**

The RSA-79 is designed to charge, close, and trip ITE KA/KB/KC/KD/KE air circuit breakers safely and remotely without any needed modifications to your switchgear. The RSA-79 is a lightweight and easily portable operating solution that will not fatigue the operator while remote operating air circuit breakers. The RSA-79 is easy to install and remove so that the same RSA can be easily used to operate different sets of the same electrical equipment.

*\*Requires RSO unit to operate*



Rotary Remote  
Racking Tools

Extractor Remote  
Racking Tools

Single-Use Remote  
Racking Tools

## RSA-79A

FOR USE WITH:

**ITE KA/KB/KC/KD/KE**

(Flush Mount)

The RSA-79A is designed to charge, close, and trip ITE KA/KB/KC/KD/KE (flush mount) breakers remotely and safely without any modifications to your switchgear. The RSA-79A is easy to install and remove so that the same RSA can be easily used to operate different sets of the same electrical equipment.

*\*Requires the RSO-III to operate*



Handheld  
Racking Tools

Remote Switch  
Actuators & Operators



## RSA-80

FOR USE WITH:

**Westinghouse DB-15/25, 15-600A**

(Three Position, Rectangular Trip Button Above Charging Handle)

The RSA-80 is designed to charge, close, and trip Westinghouse DB-15/25, 15-600A air circuit breakers (three position drawout, rectangular trip button above charging handle) safely and remotely without any needed modifications to your switchgear. The RSA-80 is a lightweight and easily portable operating solution that will not fatigue the operator while remote operating air circuit breakers. The RSA-80 is easy to install and remove so that the same RSA can be easily used to operate different sets of the same electrical equipment.

*\*Requires the RSO-IIID to operate*



## RSA-80A

FOR USE WITH:

**Westinghouse DB-15/25, 15-600A**

(Single Position, No Trip Button)

The RSA-80A is designed to close and trip Westinghouse DB-15/25, 15-600A air circuit breakers (single position, no trip button) safely and remotely without any needed modifications to your switchgear. The RSA-80A is a lightweight and easily portable operating solution that will not fatigue the operator while remote operating air circuit breakers. The RSA-80A is easy to install and remove so that the same RSA can be easily used to operate different sets of the same electrical equipment.

*\*Requires a RSO unit to operate*



US PATENT NO. 8,294,304 B1

## RSA-82

FOR USE WITH:

**Siemens Marq21/Model 90/Model 95/Model 95+ MCC Bucket - Size 1-4**

The RSA-82 is designed to close and trip Siemens Marq21/Model 90/Model 95/Model 95+ size 1-4 motor control centers safely and remotely without any needed modifications to your switchgear. The RSA-82 is a lightweight and easily portable operating solution that will not fatigue the operator while remote operating motor control centers. The RSA-82 is easy to install and remove so that the same RSA can be easily used to operate different sets of the same electrical equipment.

*\*Requires the RSO-IAR to operate*



Rotary Remote Racking Tools

Extractor Remote Racking Tools

Single-Use Remote Racking Tools


## RSA-83

FOR USE WITH:

**Furnas/Siemens-Furnas System 89 MCC - Size 1-4 & Siemens Tiastar**  
(Flush Mounted, Rectangular Handle Operator, Vertical & Horizontal)

The RSA-83 is designed to close and trip Furnas, Siemens-Furnas System 89 size 1-4; Siemens Tiastar (rectangular handle operator, vertical and horizontal) motor control centers safely and remotely without any needed modifications to your switchgear. The RSA-83 is a lightweight and easily portable operating solution that will not fatigue the operator while remote operating motor control centers. The RSA-83 is easy to install and remove so that the same RSA can be easily used to operate different sets of the same electrical equipment.

*\*Requires the RSO-IAR to operate*



Handheld Racking Tools

Remote Switch Actuators & Operators

## RSA-89

FOR USE WITH:

### Cutler-Hammer 9800 Unitrol Sizes 1-4 MCC Bucket

The RSA-89 is designed to close and trip Cutler-Hammer 9800 Unitrol sizes 1-4 motor control centers safely and remotely without any needed modifications to your switchgear. The RSA-89 is a lightweight and easily portable operating solution that will not fatigue the operator while remote operating motor control centers. The RSA-89 is easy to install and remove so that the same RSA can be easily used to operate different sets of the same electrical equipment.

*\*Requires the RSO-IAR to operate*



## RSA-89A

FOR USE WITH:

### Cutler-Hammer 9800 Unitrol Size 5 MCC Bucket

The RSA-89A is designed to close and trip Cutler-Hammer 9800 Unitrol size 5 motor control centers safely and remotely without any needed modifications to your switchgear. The RSA-89A is a lightweight and easily portable operating solution that will not fatigue the operator while remote operating motor control centers. The RSA-89A is easy to install and remove so that the same RSA can be easily used to operate different sets of the same electrical equipment.

*\*Requires the RSO-IAR to operate*





## RSA-90

FOR USE WITH:

**General Electric (GE) AK-1-25**  
(With Trip Button In Center of Charging Handle)

The RSA-90 is designed to charge, close, and trip GE AK-1-25 (with trip button in center of charging handle) air circuit breakers safely and remotely without any needed modifications to your switchgear. The RSA-90 is a lightweight and easily portable operating solution that will not fatigue the operator while remote operating air circuit breakers. The RSA-90 is easy to install and remove so that the same RSA can be easily used to operate different sets of the same electrical equipment.

*\*Requires the RSO-IIID to operate*



Rotary Remote  
Racking Tools

Extractor Remote  
Racking Tools

Single-Use Remote  
Racking Tools

## RSA-91 M

FOR USE WITH:

**General Electric (GE) Power Breaker - Manually Operated, 800-2000A**  
(No Trip Unit Visible On Panel)

The RSA-91 M is designed to charge, close, and trip GE Power Break manually operated 800-2000A insulated case circuit breakers (no trip unit visible on panel) safely and remotely without any needed modifications to your switchgear. The RSA-91 M is a lightweight and easily portable operating solution that will not fatigue the operator while remote operating insulated case circuit breakers. The RSA-91 M is easy to install and remove so that the same RSA can be easily used to operate different sets of the same electrical equipment.

*\*Requires the RSO-IIID to operate*



Handheld  
Racking Tools

Remote Switch  
Actuators & Operators

## RSA-91A E



FOR USE WITH:

**General Electric (GE) Power Breaker - Electrically Operated, 2500-4000A (Trip Unit Below)**

The RSA-91A E is designed to close and trip GE PowerBreak 2500-4000A electrically operated circuit breakers (with trip unit below) remotely and safely without any modifications to your switchgear. The RSA-91A E is easy to install and remove so that the same RSA can be easily used to operate different sets of the same electrical equipment.

*\*Requires the RSO-III to operate*



## RSA-91A M

FOR USE WITH:

**General Electric (GE) Power Breaker - Manually Operated, 2500-4000A (Trip Unit Below)**

The RSA-91A M is designed to charge, close, and trip GE Power Break manually operated 2500-4000A insulated case circuit breakers (trip unit below) safely and remotely without any needed modifications to your switchgear. The RSA-91A M is a lightweight and easily portable operating solution that will not fatigue the operator while remote operating insulated case circuit breakers. The RSA-91A M is easy to install and remove so that the same RSA can be easily used to operate different sets of the same electrical equipment.

*\*Requires the RSO-IIID to operate*



## RSA-91B E

FOR USE WITH:

**General Electric (GE) Power Breaker - Electrically Operated, 800-2000A** (Trip Unit On Right)

The RSA-91B E is designed to charge, close, and trip GE Power Break electrically operated 800-2000A insulated case circuit breakers (trip unit on right) safely and remotely without any needed modifications to your switchgear. The RSA-91B E is a lightweight and easily portable operating solution that will not fatigue the operator while remote operating insulated case circuit breakers. The RSA-91B E is easy to install and remove so that the same RSA can be easily used to operate different sets of the same electrical equipment.

*\*Requires the RSO-IIID to operate*



Rotary Remote Racking Tools

Extractor Remote Racking Tools

Single-Use Remote Racking Tools

## RSA-91B M



FOR USE WITH:

**General Electric (GE) Power Breaker - Manually Operated, 800-2000A** (Trip Unit On Right)

The RSA-91B M is designed to close and trip GE PowerBreak 800-2000A manually operated circuit breakers (with trip unit to the right) remotely and safely without any modifications to your switchgear. The RSA-91B M is easy to install and remove so that the same RSA can be easily used to operate different sets of the same electrical equipment.

*\*Requires the RSO-III to operate*



Handheld Racking Tools

Remote Switch Actuators & Operators



## RSA-91C E

FOR USE WITH:

**General Electric (GE) Power Breaker - Electrically Operated, 2500-4000A** (Trip Unit Above & Below)

The RSA-91C E is designed to charge, close, and trip GE Power Break electrically operated 2500-4000 insulated case circuit breakers (trip unit above and below) safely and remotely without any needed modifications to your switchgear. The RSA-91C E is a lightweight and easily portable operating solution that will not fatigue the operator while remote operating insulated case circuit breakers. The RSA-91C E is easy to install and remove so that the same RSA can be easily used to operate different sets of the same electrical equipment.

*\*Requires the RSO-IIID to operate*



## RSA-91C M

FOR USE WITH:

**General Electric (GE) Power Breaker - Manually Operated, 2500-4000A** (Trip Unit Above & Below)

The RSA-91C M is designed to close and/or trip GE PowerBreak 2500-4000A manually operated circuit breakers (with trip unit above and below) remotely and safely without any modifications to your switchgear. The RSA-91C M is easy to install and remove so that the same RSA can be easily used to operate different sets of the same electrical equipment.

*\*Requires the RSO-III to operate*



## RSA-95

FOR USE WITH:

### Westinghouse DB-50, 200-1600A

(Three Position, Rectangular Trip Button Above Charging Handle)

The RSA-95 is designed to charge, close, and trip Westinghouse DB-50, 200-1600A (three position, rectangular trip button above charging handle) air circuit breakers safely and remotely without any needed modifications to your switchgear. The RSA-95 is a lightweight and easily portable operating solution that will not fatigue the operator while remote operating air circuit breakers. The RSA-95 is easy to install and remove so that the same RSA can be easily used to operate different sets of the same electrical equipment.

*\*Requires the RSO-IIID to operate*



US PATENT NO. 8,294,304 B1

## RSA-96

FOR USE WITH:

### ABB/SACE Emax Low-Voltage Power Circuit Breaker, 800-6000A, All Sizes (E1, E2, E3, E4, E5, E6)

The RSA-96 is designed to charge, close, and trip ABB/SACE Emax E1-E6 (800-6000A) insulated case circuit breakers safely and remotely without any needed modifications to your switchgear. The RSA-96 is a lightweight and easily portable operating solution that will not fatigue the operator while remote operating insulated case circuit breakers. The RSA-96 is easy to install and remove so that the same RSA can be easily used to operate different sets of the same electrical equipment.

*\*Requires the RSO-IIID to operate*



Rotary Remote  
Racking Tools

Extractor Remote  
Racking Tools

Single-Use Remote  
Racking Tools

Handheld  
Racking Tools

Remote Switch  
Actuators & Operators

## RSA-96A

FOR USE WITH:

**ABB/SACE Emax Low-Voltage Power Circuit Breaker, 800-6000A, All Sizes (E1, E2, E3, E4, E5, E6)**

The RSA-96A is designed to close and trip ABB/SACE Emax E1-E6 (800-6000A) insulated case circuit breakers safely and remotely without any needed modifications to your switchgear. The RSA-96A is a lightweight and easily portable operating solution that will not fatigue the operator while remote operating insulated case circuit breakers. The RSA-96A is easy to install and remove so that the same RSA can be easily used to operate different sets of the same electrical equipment.

*\*Requires the RSO-IAR to operate*



## RSA-97

FOR USE WITH:

**Square D Model 4 MCC Bucket - Size 1-4**

The RSA-97 is designed to close and trip Square D model 4 motor control centers (size 1-4) safely and remotely without any needed modifications to your switchgear. The RSA-97 is a lightweight and easily portable operating solution that will not fatigue the operator while remote operating motor control centers. The RSA-97 is easy to install and remove so that the same RSA can be easily used to operate different sets of the same electrical equipment.

*\*Requires the RSO-IAR to operate*





## RSA-98

FOR USE WITH:

**Square D Model 4 MCC Bucket - Size 1-4**  
(Rotary)

The RSA-98 is designed to close and trip Square D model 4 motor control centers (including size 1-4, rotary) safely and remotely without any needed modifications to your switchgear. The RSA-98 is a lightweight and easily portable operating solution that will not fatigue the operator while remote operating motor control centers. The RSA-98 is easy to install and remove so that the same RSA can be easily used to operate different sets of the same electrical equipment.

*\*Requires the RSO-IAR to operate*



Rotary Remote  
Racking Tools

Extractor Remote  
Racking Tools

Single-Use Remote  
Racking Tools

## RSA-99

FOR USE WITH:

**Sylvania Clark 6200 MCC Bucket**

The RSA-99 is designed to close and trip Sylvania Clark 6200 motor control centers safely and remotely without any needed modifications to your switchgear. The RSA-99 is a lightweight and easily portable operating solution that will not fatigue the operator while remote operating motor control centers. The RSA-99 is easy to install and remove so that the same RSA can be easily used to operate different sets of the same electrical equipment.

*\*Requires the RSO-IAR to operate*



Handheld  
Racking Tools

Remote Switch  
Actuators & Operators

## RSA-100A

FOR USE WITH:

**Square D/GTE/Sylvania Bolt-Loc - BP Series 2500-4000A, BL Series 800-4000A** (With Manual Trip Handle)

The RSA-100A is designed to close and trip Square D/GTE/Sylvania Bolt-Loc - BP Series 2500-4000A, BL Series 800-4000A (with manual trip handle) bolted pressure switch safely and remotely without any needed modifications to your switchgear. The RSA-100A is a lightweight and easily portable operating solution that will not fatigue the operator while remote operating bolted pressure switches. The RSA-100A is easy to install and remove so that the same RSA can be easily used to operate different sets of the same electrical equipment.

*\*Requires the RSO-IAR to operate*



## RSA-100B

FOR USE WITH:

**Square D/GTE/Sylvania Bolt-Loc - BP Series 800-2000A**  
(With Paddle Trip Above Close Handle)

The RSA-100B is designed to charge, close, and trip Square D/GTE/Sylvania Bolt-Loc - BP Series 800-2000A (with paddle trip above close handle) bolted pressure switch safely and remotely without any needed modifications to your switchgear. The RSA-100B is a lightweight and easily portable operating solution that will not fatigue the operator while remote operating bolted pressure switches. The RSA-100B is easy to install and remove so that the same RSA can be easily used to operate different sets of the same electrical equipment.

*\*Requires the RSO-IIID to operate*



## RSA-102

FOR USE WITH:

**Federal Pacific Electric (FPE) Switchmatic Disconnect Switch QMQB Series 400A** (Black Plastic Handle Operator With Red Sticker)

The RSA-102 is designed to close and trip FPE Switchmatic QMQB series 400A (black plastic with red sticker) panel board switches safely and remotely without any needed modifications to your switchgear. The RSA-102 is a lightweight and easily portable operating solution that will not fatigue the operator while remote operating panel board switches. The RSA-102 is easy to install and remove so that the same RSA can be easily used to operate different sets of the same electrical equipment.

*\*Requires the RSO-IAR to operate*



Rotary Remote Racking Tools

Extractor Remote Racking Tools

Single-Use Remote Racking Tools

## RSA-103

FOR USE WITH:

**Sylvania/Zinsco QSF Series 100-600A**

The RSA-103 is designed to close and trip Sylvania/Zinsco QSF Series 100-600A panel board switches safely and remotely without any needed modifications to your switchgear. The RSA-103 is a lightweight and easily portable operating solution that will not fatigue the operator while remote operating panel board switches. The RSA-103 is easy to install and remove so that the same RSA can be easily used to operate different sets of the same electrical equipment.

*\*Requires the RSO-IAR to operate*



Handheld Racking Tools

Remote Switch Actuators & Operators



## RSA-103A

FOR USE WITH:

### Sylvania/Zinsco QSF Series 30-100A Twin

The RSA-103A is designed to close and trip Sylvania/Zinsco QSF Series 30-100A twin panel board switches safely and remotely without any needed modifications to your switchgear. The RSA-103A is a lightweight and easily portable operating solution that will not fatigue the operator while remote operating panel board switches. The RSA-103A is easy to install and remove so that the same RSA can be easily used to operate different sets of the same electrical equipment.

*\*Requires the RSO-IAR to operate*




## RSA-104

FOR USE WITH:

### Westinghouse DA-50

The RSA-104 is designed to charge, close, and trip Westinghouse DA-50 air circuit breakers safely and remotely without any needed modifications to your switchgear. The RSA-104 is a lightweight and easily portable operating solution that will not fatigue the operator while remote operating air circuit breakers. The RSA-104 is easy to install and remove so that the same RSA can be easily used to operate different sets of the same electrical equipment.

*\*Requires the RSO-IIID to operate*



## RSA-105

FOR USE WITH:

**Allis-Chalmers/Siemens-Allis/Siemens LA/LAF 1600-2000A**

(Yellow Zinc or Gray Plastic Face, Manually Operated)

(Includes LA/LAF-1600, 1600A, 1600AF, 1600B, 2000, 2000A)

The RSA-105 is designed to charge, close, and trip Allis-Chalmers/Siemens-Allis/Siemens LA/LAF 1600-2000A (yellow zinc or gray plastic face, manually operated) air circuit breakers (Includes LA/LAF-1600, 1600A, 1600AF, 1600B, 2000, 2000A) safely and remotely without any needed modifications to your switchgear. The RSA-105 is a lightweight and easily portable operating solution that will not fatigue the operator while remote operating air circuit breakers. The RSA-105 is easy to install and remove so that the same RSA can be easily used to operate different sets of the same electrical equipment.

*\*Requires the RSO-IIID to operate*



Rotary Remote Racking Tools

Extractor Remote Racking Tools

Single-Use Remote Racking Tools

## RSA-105A

FOR USE WITH:

**Allis-Chalmers/Siemens-Allis/Siemens LA/LAF 3000-4000A**  
**(yellow zinc face, manually operated) air circuit breakers**

(Yellow Zinc Face, Manually Operated)

(Includes LA/LAF-3000, 3000A, 3200, 3200A, 4000, 4000A, 4000B, 4000F)

The RSA-105A is designed to charge, close, and trip Allis-Chalmers/Siemens-Allis/Siemens Siemens LA/LAF 3000-4000A (yellow zinc face, manually operated) air circuit breakers (Includes LA/LAF-3000, 3000A, 3200, 3200A, 4000, 4000A, 4000B, 4000F) safely and remotely without any needed modifications to your switchgear. The RSA-105A is a lightweight and easily portable operating solution that will not fatigue the operator while remote operating air circuit breakers. The RSA-105A is easy to install and remove so that the same RSA can be easily used to operate different sets of the same electrical equipment.

*\*Requires the RSO-IIID to operate*



Handheld Racking Tools

Remote Switch Actuators & Operators

## RSA-105B

FOR USE WITH:

**Allis-Chalmers/Siemens-Allis/Siemens LA/LAF 600-800A**

(Yellow Zinc or Gray Plastic Face, Manually Operated)

(Includes LA/LAF-600, 600A, 600AF, 600B, 600F, 800, 800A, 800B)

The RSA-105B is designed to charge, close, and trip Allis-Chalmers/Siemens-Allis/Siemens LA/LAF 600-800A (yellow zinc or gray plastic face, manual operated) air circuit breakers (Includes LA/LAF-600, 600A, 600AF, 600B, 600F, 800, 800A, 800B) safely and remotely without any needed modifications to your switchgear. The RSA-105B is a lightweight and easily portable operating solution that will not fatigue the operator while remote operating air circuit breakers. The RSA-105B is easy to install and remove so that the same RSA can be easily used to operate different sets of the same electrical equipment.

*\*Requires the RSO-IIID to operate*



## RSA-105C

FOR USE WITH:

**Allis-Chalmers/Siemens-Allis/Siemens LA/LAF 3000-4000A**

(Yellow Zinc Face, Manual or Electric Operated)

(Includes LA/LAF-3000A, 3200, 3200A, 4000A, 4000B, 4000F)

The RSA-105C is designed to close and trip Allis-Chalmers/Siemens-Allis/Siemens LA/LAF 3000-4000 Amp (yellow zinc face, manually or electrically operated) air circuit breakers (Includes LA/LAF-3000A, 3200, 3200A, 4000A, 4000B, 4000F) safely and remotely without any needed modifications to your switchgear. The RSA-105C is a lightweight and easily portable operating solution that will not fatigue the operator while remote operating air circuit breakers. The RSA-105C is easy to install and remove so that the same RSA can be easily used to operate different sets of the same electrical equipment.

*\*Requires RSO unit to operate*





## RSA-105D

FOR USE WITH:

**Allis-Chalmers, Siemens-Allis, Siemens LA/LAF 3000-4000A**

(Gray Metal Face, Electrically Operated)

(Includes LA/LAF-3000A, 4000)

The RSA-105D is designed to close and trip Allis-Chalmers/Siemens-Allis/Siemens LA/LAF 3000-4000 Amp (grey metal face, electrically operated) air circuit breakers (Includes LA/LAF-3000A, 4000) safely and remotely without any needed modifications to your switchgear. The RSA-105D is a lightweight and easily portable operating solution that will not fatigue the operator while remote operating air circuit breakers. The RSA-105D is easy to install and remove so that the same RSA can be easily used to operate different sets of the same electrical equipment.

*\*Requires a RSO unit to operate*



Rotary Remote Racking Tools

Extractor Remote Racking Tools

Single-Use Remote Racking Tools

## RSA-105E



FOR USE WITH:

**Allis-Chalmers/Siemens-Allis/Siemens LA/LAF 1600-2000A**

(Yellow Zinc Face, Manually Operated)

(Includes LA/LAF-1600, 1600A, 1600AF, 1600B, 2000, 2000A)

The RSA-105E is designed to close and trip Allis-Chalmers/Siemens-Allis/Siemens LA and LAF 1600-2000A manually operated breakers (with yellow zinc face, including LA/LAF-1600, 1600A, 1600AF, 1600B, 2000, and 2000A) remotely and safely without any modifications to your switchgear. The RSA-105E is easy to install and remove so that the same RSA can be easily used to operate different sets of the same electrical equipment.

*\*Requires a RSO-III unit to operate*



Handheld Racking Tools

Remote Switch Actuators & Operators

## RSA-107

FOR USE WITH:

### Elliot Type 230

The RSA-107 is designed to close and trip Elliot Type 230 motor control centers safely and remotely without any needed modifications to your switchgear. The RSA-107 is a lightweight and easily portable operating solution that will not fatigue the operator while remote operating motor control centers. The RSA-107 is easy to install and remove so that the same RSA can be easily used to operate different sets of the same electrical equipment.

*\*Requires the RSO-IAR to operate*



## RSA-108

FOR USE WITH:

### Elliot Type 211

The RSA-108 is designed to close and trip Elliot Type 211 motor control centers safely and remotely without any needed modifications to your switchgear. The RSA-108 is a lightweight and easily portable operating solution that will not fatigue the operator while remote operating motor control centers. The RSA-108 is easy to install and remove so that the same RSA can be easily used to operate different sets of the same electrical equipment.

*\*Requires the RSO-IAR to operate*



## RSA-111E



FOR USE WITH:

**ABB Molded Case Circuit Breaker - N Frame, 1200A Frame Size**  
(Includes NSB, NHB)

The RSA-111E is designed to close and trip ABB 1200A N-frame molded case circuit breakers (including NSB and NHB) remotely and safely without any modifications to your switchgear. The RSA-111E is easy to install and remove so that the same RSA can be easily used to operate different sets of the same electrical equipment.

*\*Requires the RSO-I to operate*



Rotary Remote  
Racking Tools

Extractor Remote  
Racking Tools

Single-Use Remote  
Racking Tools

## RSA-111F




FOR USE WITH:

**ABB Molded Case Circuit Breaker - P Frame, 1600/2000/2500A  
Frame Size** (Includes PSB)

The RSA-111F is designed to close and trip ABB 1600A, 2000A, and 2500A P-frame molded case circuit breakers (including PSB) remotely and safely without any modifications to your switchgear. The RSA-111F is easy to install and remove so that the same RSA can be easily used to operate different sets of the same electrical equipment.

*\*Requires the RSO-I to operate*



Handheld  
Racking Tools

Remote Switch  
Actuators & Operators



## RSA-112

FOR USE WITH:

**Federal Pacific Electric (FPE) H/HL-2/3**

(All, Manually Operated)

The RSA-112 is designed to charge, close, and trip all FPE H/HL-2/3 air circuit breakers safely and remotely without any needed modifications to your switchgear. The RSA-112 is a lightweight and easily portable operating solution that will not fatigue the operator while remote operating air circuit breakers. The RSA-112 is easy to install and remove so that the same RSA can be easily used to operate different sets of the same electrical equipment.

*\*Requires the RSO-IIID to operate*



## RSA-112A

FOR USE WITH:

**Federal Pacific Equipment (FPE) 20/16PL**

The RSA-112A is designed to charge, close, and trip FPE 20/16PL air switches safely and remotely without any needed modifications to your switchgear. The RSA-112A is a lightweight and easily portable operating solution that will not fatigue the operator while remote operating air switches. The RSA-112A is easy to install and remove so that the same RSA can be easily used to operate different sets of the same electrical equipment.

*\*Requires the RSO-IIID to operate*



## RSA-113

FOR USE WITH:

### Cutler-Hammer/Westinghouse Series C MCCB - N Frame, 400-1200A

(White Molded Case, Flush Mounted, With Handle Extension)

(Includes ND, CND, HND, CHND, CNDC, NDC, HNDC, NDU; Except NS)

The RSA-113 is designed to close and trip Cutler-Hammer/Westinghouse N-frame (except NS) 400-1600A molded case circuit breakers safely and remotely without any needed modifications to your switchgear. The RSA-113 is a lightweight and easily portable operating solution that will not fatigue the operator while remote operating molded case circuit breakers. The RSA-113 is easy to install and remove so that the same RSA can be easily used to operate different sets of the same electrical equipment.

*\*Requires the RSO-IAR to operate*



Rotary Remote Racking Tools

Extractor Remote Racking Tools

Single-Use Remote Racking Tools

## RSA-113A

FOR USE WITH:

### Cutler-Hammer/Westinghouse Series C MCCB - K Frame, 70-400A

(White Molded Case, Flush Mounted) (Includes KD, KDB, CKD, HKD, HKDB, CHKD, KDC; Except KS)

The RSA-113A is designed to close and trip Cutler-Hammer/Westinghouse K-frame (except KS) 70-400A molded case circuit breakers safely and remotely without any needed modifications to your switchgear. The RSA-113A is a lightweight and easily portable operating solution that will not fatigue the operator while remote operating molded case circuit breakers. The RSA-113A is easy to install and remove so that the same RSA can be easily used to operate different sets of the same electrical equipment.

*\*Requires the RSO-IAR to operate*



Handheld Racking Tools

Remote Switch Actuators & Operators

## RSA-113B

FOR USE WITH:

**Cutler-Hammer/Westinghouse Series C MCCB - F Frame, 10-225A**

(White Molded Case, Flush Mounted)

(Includes FD, HFD, FDC, FDB, FDE, HFED, FDCE; Except FS)

The RSA-113B is designed to close and trip Cutler-Hammer/Westinghouse F-frame 10-225A molded case circuit breakers safely and remotely without any needed modifications to your switchgear. The RSA-113B is a lightweight and easily portable operating solution that will not fatigue the operator while remote operating molded case circuit breakers. The RSA-113B is easy to install and remove so that the same RSA can be easily used to operate different sets of the same electrical equipment.

*\*Requires the RSO-IAR to operate*



## RSA-113C

FOR USE WITH:

**Cutler-Hammer/Westinghouse Series C MCCB - L Frame, 125-600A**

(White Molded Case, Flush Mounted, Without Handle Extension)

(Includes LD, LDB, CLD, HLD, CHLD, LDC, CLDC; Except LS)

The RSA-113C is designed to close and trip Cutler-Hammer/Westinghouse L-frame 125-600A (flush mounted, without handle extension; except LS) molded case circuit breakers safely and remotely without any needed modifications to your switchgear. The RSA-113C is a lightweight and easily portable operating solution that will not fatigue the operator while remote operating molded case circuit breakers. The RSA-113C is easy to install and remove so that the same RSA can be easily used to operate different sets of the same electrical equipment.

*\*Requires the RSO-IAR to operate*





## RSA-113D

FOR USE WITH:

### Cutler-Hammer/Westinghouse Series C MCCB - J Frame, 70-250A

(White Molded Case, Flush Mounted) (Includes JD, JDB, HJD, JDC, JDC; Except JS)

The RSA-113D is designed to close and trip Cutler-Hammer/Westinghouse J-frame (except JS) 70-250A molded case circuit breakers safely and remotely without any needed modifications to your switchgear. The RSA-113D is a lightweight and easily portable operating solution that will not fatigue the operator while remote operating molded case circuit breakers. The RSA-113D is easy to install and remove so that the same RSA can be easily used to operate different sets of the same electrical equipment.

*\*Requires the RSO-IAR to operate*



Rotary Remote Racking Tools

Extractor Remote Racking Tools

Single-Use Remote Racking Tools

## RSA-113E

FOR USE WITH:

### Cutler-Hammer/Westinghouse Series C MCCB - M Frame, 300-800A

(White Molded Case, Flush Mounted)

(Includes MDL, CMDL, HMDL, CHMDL, HMDLB, MDLB; Except MS)

The RSA-113E is designed to close and trip Cutler-Hammer/Westinghouse M-frame 300-800A molded case circuit breakers safely and remotely without any needed modifications to your switchgear. The RSA-113E is a lightweight and easily portable operating solution that will not fatigue the operator while remote operating molded case circuit breakers. The RSA-113E is easy to install and remove so that the same RSA can be easily used to operate different sets of the same electrical equipment.

*\*Requires the RSO-IAR to operate*



Handheld Racking Tools

Remote Switch Actuators & Operators

## RSA-113G

FOR USE WITH:

**Cutler-Hammer/Westinghouse Series C MCCB - R Frame, 800-2500A**

(White Molded Case, Flush Mounted, With Handle Extension)

(Includes RD, CRD, RDC, CRDC)

The RSA-113G is designed to close and trip Cutler-Hammer/Westinghouse R-frame 800-2500A molded case circuit breakers safely and remotely without any needed modifications to your switchgear. The RSA-113G is a lightweight and easily portable operating solution that will not fatigue the operator while remote operating molded case circuit breakers. The RSA-113G is easy to install and remove so that the same RSA can be easily used to operate different sets of the same electrical equipment.

*\*Requires the RSO-IAR to operate*



## RSA-113J

FOR USE WITH:


**Cutler-Hammer/Westinghouse Series C MCCB - Frame, 800-2500A**

(White Molded Case, Standalone Mounted, With Handle Extension)

(Requires additional hardware kit installed on breaker to operate device.)

The RSA-113J is designed to close and trip Cutler-Hammer/Westinghouse R-frame 800-2500A molded case circuit breakers (no door) safely and remotely without any needed modifications to your switchgear. The RSA-113J is a lightweight and easily portable operating solution that will not fatigue the operator while remote operating molded case circuit breakers. The RSA-113J is easy to install and remove so that the same RSA can be easily used to operate different sets of the same electrical equipment.

*\*Requires the RSO-IAR to operate*



## RSA-114

FOR USE WITH:

### ABB/BBC/ITE LK

(Includes LK/LKD/LKE-8/16/20/25/32/40/42)

The RSA-114 is designed to charge, close, and trip ABB/BBC/ITE LK air circuit breakers (Includes LK/LKD/LKE-8/16/20/25/32/40/42) air circuit breakers safely and remotely without any needed modifications to your switchgear. The RSA-114 is a lightweight and easily portable operating solution that will not fatigue the operator while remote operating air circuit breakers. The RSA-114 is easy to install and remove so that the same RSA can be easily used to operate different sets of the same electrical equipment.

*\*Requires the RSO-IIID to operate*



Rotary Remote Racking Tools

Extractor Remote Racking Tools

Single-Use Remote Racking Tools

## RSA-115

FOR USE WITH:

### ABB/BBC/ITE MB

(Includes MB/MBE/MBD/MBK-8/16/20/25/32/40/42) (Door Open)

The RSA-115 is designed to charge, close, and trip ABB/BBC/ITE MB (includes MB/MBE/MBD/MBK-8/16/20/25/32/40/42) air circuit breakers safely and remotely without any needed modifications to your switchgear. The RSA-115 is a lightweight and easily portable operating solution that will not fatigue the operator while remote operating air circuit breakers. The RSA-115 is easy to install and remove so that the same RSA can be easily used to operate different sets of the same electrical equipment.

*\*Requires the RSO-IIID to operate*



Handheld Racking Tools

Remote Switch Actuators & Operators



## RSA-116

FOR USE WITH:

### S&C Load Break Switch

(With Protruding Handle Operator)

The RSA-116 is designed to close and trip S&C load break switches (with protruding handle operator) safely and remotely without any needed modifications to your switchgear. The RSA-116 is a lightweight and easily portable operating solution that will not fatigue the operator while remote operating load break switches. The RSA-116 is easy to install and remove so that the same RSA can be easily used to operate different sets of the same electrical equipment.

*\*Requires the RSO-IAR to operate*



## RSA-116A

FOR USE WITH:

### S&C Load Break Switch

(With Recessed Handle Operator)

The RSA-116A is designed to close and trip S&C load break switch (with recessed handle operator) safely and remotely without any needed modifications to your switchgear. The RSA-116A is a lightweight and easily portable operating solution that will not fatigue the operator while remote operating load break switches. The RSA-116A is easy to install and remove so that the same RSA can be easily used to operate different sets of the same electrical equipment.

*\*Requires the RSO-IAR to operate*



## RSA-117

FOR USE WITH:

### Westinghouse WLI Load Interrupter Switch

The RSA-117 is designed to close and trip Westinghouse WLI load interrupter switches safely and remotely without any needed modifications to your switchgear. The RSA-117 is a lightweight and easily portable operating solution that will not fatigue the operator while remote operating load interrupter switches. The RSA-117 is easy to install and remove so that the same RSA can be easily used to operate different sets of the same electrical equipment.

*\*Requires the RSO-IAR to operate*



Rotary Remote  
Racking Tools

Extractor Remote  
Racking Tools

Single-Use Remote  
Racking Tools

## RSA-117A

FOR USE WITH:

### Cutler-Hammer MVS Load Break Switch

The RSA-117A is designed to close and trip Cutler-Hammer MVS load break switches safely and remotely without any needed modifications to your switchgear. The RSA-117A is a lightweight and easily portable operating solution that will not fatigue the operator while remote operating load break switches. The RSA-117A is easy to install and remove so that the same RSA can be easily used to operate different sets of the same electrical equipment.

*\*Requires the RSO-IAR to operate*



Handheld  
Racking Tools

Remote Switch  
Actuators & Operators



## RSA-119

FOR USE WITH:

**Merlin Gerin MP - All**  
(Door Closed)

The RSA-119 is designed to close and trip all Merlin Gerin MP breakers (with door closed) remotely and safely without any modifications to your switchgear. The RSA-119 is easy to install and remove so that the same RSA can be easily used to operate different sets of the same electrical equipment.

*\*Requires the RSO-III to operate*



Rotary Remote  
Racking Tools

Extractor Remote  
Racking Tools

Single-Use Remote  
Racking Tools

## RSA-119B

FOR USE WITH:

**Merlin Gerin MP - All**  
(Door Open)

The RSA-119B is designed to charge, close, and trip all Merlin Gerin MP insulated case circuit breakers (door open) safely and remotely without any needed modifications to your switchgear. The RSA-119B is a lightweight and easily portable operating solution that will not fatigue the operator while remote operating insulated case circuit breakers. The RSA-119B is easy to install and remove so that the same RSA can be easily used to operate different sets of the same electrical equipment.

*\*Requires the RSO-IIIID to operate*



Handheld  
Racking Tools

Remote Switch  
Actuators & Operators



## RSA-120



FOR USE WITH:

### Square D Masterpact NW - All (Door Closed)

The RSA-120 is designed to charge, close, and trip All Square D Masterpact NW insulated case circuit breakers (door closed) safely and remotely without any needed modifications to your switchgear. The RSA-120 is a lightweight and easily portable operating solution that will not fatigue the operator while remote operating insulated case circuit breakers. The RSA-120 is easy to install and remove so that the same RSA can be easily used to operate different sets of the same electrical equipment.



*\*Requires the RSO-IIID to operate*

## RSA-120A

FOR USE WITH:

### Square D Masterpact NW - All (Door Closed)

The RSA-120A is designed to close and trip All Square D Masterpact NW insulated case circuit breakers (door closed) safely and remotely without any needed modifications to your switchgear. The RSA-120A is a lightweight and easily portable operating solution that will not fatigue the operator while remote operating insulated case circuit breakers. The RSA-120A is easy to install and remove so that the same RSA can be easily used to operate different sets of the same electrical equipment.



*\*Requires a RSO unit to operate*

Rotary Remote  
Racking Tools

Extractor Remote  
Racking Tools

Single-Use Remote  
Racking Tools

Handheld  
Racking Tools

Remote Switch  
Actuators & Operators

## RSA-123

FOR USE WITH:

**Square D Type QMBW-QMB224W, 324W, 264W, 364W; QMJ365**  
(9" Single Switch)

The RSA-123 is designed to close and trip Square D Type QMBW-QMB224W, 324W, 264W, 364W; QMJ365 (9.0" single switch) panel board switches safely and remotely without any needed modifications to your switchgear. The RSA-123 is a lightweight and easily portable operating solution that will not fatigue the operator while remote operating panel board switches. The RSA-123 is easy to install and remove so that the same RSA can be easily used to operate different sets of the same electrical equipment.



*\*Requires the RSO-IAR to operate*

## RSA-123A

FOR USE WITH:

**Square D Type QMBW-QMB221TW, 222TW, 223TW, 321TW, 322TW, 323TW, 261TW, 262TW, 263TW, 361TW, 362TW, 363TW; QMJ361T, 362T, 363T, 364T** (4.5", 6", 7.5" Twin Switch)

The RSA-123A is designed to close and trip Square D Type QMBW - QMB221TW, 222TW, 223TW, 321TW, 322TW, 323TW, 261TW, 262TW, 263TW, 361TW, 362TW, 363TW; QMJ361T, 362T, 363T, 364T (4.5", 6.0", 7.5" twin switch twin switch) panel board switches safely and remotely without any needed modifications to your switchgear. The RSA-123A is a lightweight and easily portable operating solution that will not fatigue the operator while remote operating panel board switches. The RSA-123A is easy to install and remove so that the same RSA can be easily used to operate different sets of the same electrical equipment.



*\*Requires the RSO-IAR to operate*

## RSA-123C

FOR USE WITH:

**Square D Type QMBW-QMB225W, 325W, 326W, 365W, 366W, 367W, 368W; QMJ366 (15" Single Switch)**

The RSA-123C is designed to close and trip Square D Type QMBW-QMB225W, 325W, 326W, 365W, 366W, 367W, 368W; QMJ366 (15.0" single switch) panel board switches safely and remotely without any needed modifications to your switchgear. The RSA-123C is a lightweight and easily portable operating solution that will not fatigue the operator while remote operating panel board switches. The RSA-123C is easy to install and remove so that the same RSA can be easily used to operate different sets of the same electrical equipment.

*\*Requires the RSO-IAR to operate*



Rotary Remote Racking Tools

Extractor Remote Racking Tools

Single-Use Remote Racking Tools

## RSA-124

FOR USE WITH:

**Terasaki S400-PE**

The RSA-124 is designed to close and trip Terasaki S400-PE molded case circuit breakers safely and remotely without any needed modifications to your switchgear. The RSA-124 is a lightweight and easily portable operating solution that will not fatigue the operator while remote operating molded case circuit breakers. The RSA-124 is easy to install and remove so that the same RSA can be easily used to operate different sets of the same electrical equipment.

*\*Requires the RSO-IAR to operate*



Handheld Racking Tools

Remote Switch Actuators & Operators



## RSA-126

FOR USE WITH:

### Federal Pacific Electric (FPE) DST-II

The RSA-126 is designed to trip FPE DST-II air circuit breakers (Includes trip only) safely and remotely without any needed modifications to your switchgear. The RSA-126 is a lightweight and easily portable operating solution that will not fatigue the operator while remote operating air circuit breakers. The RSA-126 is easy to install and remove so that the same RSA can be easily used to operate different sets of the same electrical equipment.

*\*Requires the RSO-IAR to operate*



## RSA-127B

FOR USE WITH:

### General Electric (GE) Type QMR/THFP 240/600V 400/600A

(Gray Metal Handle) (Includes QMR/THFP225, 226, 325, 326, 365, 366)

The RSA-127B is designed to close and trip GE Type QMR/THFP 240/600V 400/600A (gray metal handle) panel board switches (Includes QMR/THFP225, 226, 325, 326, 365, 366) safely and remotely without any needed modifications to your switchgear. The RSA-127B is a lightweight and easily portable operating solution that will not fatigue the operator while remote operating panel board switches. The RSA-127B is easy to install and remove so that the same RSA can be easily used to operate different sets of the same electrical equipment.

*\*Requires the RSO-IAR to operate*



## RSA-127C

FOR USE WITH:

**General Electric (GE) Type QMR/THFP 240/600V 800/1200A**

(Black Plastic Handle) (Includes QMR/THFP367, 368)

The RSA-127C is designed to close and trip GE Type QMR/THFP 240/600V 800/1200A (black plastic handle) panel board switches (Includes QMR/THFP367, 368) safely and remotely without any needed modifications to your switchgear. The RSA-127C is a lightweight and easily portable operating solution that will not fatigue the operator while remote operating panel board switches. The RSA-127C is easy to install and remove so that the same RSA can be easily used to operate different sets of the same electrical equipment.

*\*Requires the RSO-IAR to operate*



Rotary Remote Racking Tools

Extractor Remote Racking Tools

Single-Use Remote Racking Tools

## RSA-131

FOR USE WITH:

**Delta Star Air Switch**

The RSA-131 is designed to close and trip Delta Star air switches safely and remotely without any needed modifications to your switchgear. The RSA-131 is a lightweight and easily portable operating solution that will not fatigue the operator while remote operating air switches. The RSA-131 is easy to install and remove so that the same RSA can be easily used to operate different sets of the same electrical equipment.

*\*Requires a RSO unit to operate*



Handheld Racking Tools

Remote Switch Actuators & Operators

## RSA-133

FOR USE WITH:

### Westinghouse DB-15

The RSA-133 is designed to close and trip Westinghouse DB-15 low-voltage circuit breakers safely and remotely without any needed modifications to your switchgear. The RSA-133 is a lightweight and easily portable operating solution that will not fatigue the operator while remote operating low-voltage circuit breakers. The RSA-133 is easy to install and remove so that the same RSA can be easily used to operate different sets of the same electrical equipment.

*\*Requires a RSO unit to operate*



## RSA-134

FOR USE WITH:

### Square D Type QMB Safelex Panelboard Switch - 6.0"; Twin; 30A & 60A; Series 2 or 4 & 7.5"; Twin; 60A & 100A; Series 2 or 4

(Includes QMB3203T, QMB3206T, QMB3603T, QMB3606T, QMB3210T, QMB3610T)

The RSA-134 is designed to close and trip Square D Type QMB Safelex Panelboard Switch - 6.0"; Twin; 30A & 60A; Series 2 or 4 & 7.5"; Twin; 60A & 100A; Series 2 or 4 (includes QMB3203T, QMB3206T, QMB3603T, QMB3606T, QMB3210T, QMB3610T) panel board switches safely and remotely without any needed modifications to your switchgear. The RSA-134 is a lightweight and easily portable operating solution that will not fatigue the operator while remote operating panel board switches. The RSA-134 is easy to install and remove so that the same RSA can be easily used to operate different sets of the same electrical equipment.

*\*Requires a RSO-I unit to operate*





## RSA-134B

FOR USE WITH:

**Square D Type QMB Saflex Panelboard Switch - 12.0", 15.0", & 18.0"; Single; 400A & 600A, Series 1 or 4**

(Includes QMB3240, QMB3240M, QMB3260M, QMB3640, QMB3640M, QMB3660, QMB3660M)

The RSA-134B is designed to close and trip Square D Type QMB Saflex Panelboard Switch - 12.0", 15.0", & 18.0"; Single; 400A & 600A, Series 1 or 4 (includes QMB3240, QMB3240M, QMB3260M, QMB3640, QMB3640M, QMB3660, QMB3660M) panel board switches safely and remotely without any needed modifications to your switchgear. The RSA-134B is a lightweight and easily portable operating solution that will not fatigue the operator while remote operating panel board switches. The RSA-134B is easy to install and remove so that the same RSA can be easily used to operate different sets of the same electrical equipment.

*\*Requires a RSO-I unit to operate*



Rotary Remote Racking Tools

Extractor Remote Racking Tools

Single-Use Remote Racking Tools

## RSA-135

FOR USE WITH:

**Eaton/Cutler-Hammer/Pringle: Pringle Switch - QA-CBC: 2500A & Below; Current Vintage; Straight Handle Only, With Shunt Trip, 90° Of Handle Travel, 28-32" Min. Cubicle Width**

(Black or Bare Aluminum Handle) (Includes 800, 1200, 1600, 2000 2500A)

The RSA-135 is designed to close and trip Eaton/Cutler-Hammer/Pringle QA-CBC Pringle switches only, with shunt trip bolted pressure switches safely and remotely without any needed modifications to your switchgear. The RSA-135 is a lightweight and easily portable operating solution that will not fatigue the operator while remote operating bolted pressure switches. The RSA-135 is easy to install and remove so that the same RSA can be easily used to operate different sets of the same electrical equipment.

*\*Requires the RSO-IIID to operate*



Handheld Racking Tools

Remote Switch Actuators & Operators

## RSA-135A



FOR USE WITH:

**Eaton/Cutler-Hammer/Pringle: Pringle Switch - QA-CBC: Above 2500A; Current Vintage; Straight Handle Only, With Shunt Trip, 90° Of Handle Travel, 44" Min. Cubicle Width** (Black or Bare Aluminum Handle) (Includes 3000 & 4000A)

The RSA-135A is designed to close and trip Eaton/Cutler-Hammer/Pringle QA-CBC Pringle switches above 2500A (including 3000 & 4000A) with the current vintage straight handle remotely and safely without any modifications to your switchgear. The RSA-135A is easy to install and remove so that the same RSA can be easily used to operate different sets of the same electrical equipment.

*\*Requires the RSO-III to operate*



## RSA-135E



FOR USE WITH:

**Eaton/Cutler-Hammer/Pringle: Pringle Switch - QA: 1200-2500A; Current Vintage; Straight Handle Only, Without Shunt Trip, 115° Of Handle Travel, 28-32" Min. Cubicle Width** (Black or Bare Aluminum Handle) (Includes 1200, 1600, 2000, 2500A)

The RSA-135E is designed to close and trip Eaton/Cutler-Hammer/Pringle QA Pringle switches 1200-2500A (including 1200, 1600, 2000 & 3000A) with the current vintage straight handle remotely and safely without any modifications to your switchgear. The RSA-135E is easy to install and remove so that the same RSA can be easily used to operate different sets of the same electrical equipment.

*\*Requires the RSO-I to operate*



## RSA-135F



FOR USE WITH:

**Eaton/Cutler-Hammer/Pringle: Pringle Switch - QA: Above 2500A; Current Vintage; Straight Handle Only, Without Shunt Trip, 115° Of Handle Travel, 44" Min. Cubicle Width**

(Black or Bare Aluminum Handle) (Includes 3000 & 4000A)

The RSA-135F is designed to close and trip Eaton/Cutler-Hammer/Pringle QA Pringle switches above 2500A (including 3000 & 4000A) with the current vintage straight handle remotely and safely without any modifications to your switchgear. The RSA-135F is easy to install and remove so that the same RSA can be easily used to operate different sets of the same electrical equipment.

*\*Requires the RSO-I to operate*



Rotary Remote Racking Tools

Extractor Remote Racking Tools

Single-Use Remote Racking Tools

## RSA-135G

FOR USE WITH:

**Eaton/Cutler-Hammer/Pringle: Pringle Switch - QA: 800A Only; Legacy Vintage ; Straight Cast Aluminum Only, Without Shunt Trip, 90° Of Handle Travel, 24" Min. Cubicle Width** (Black or Bare Aluminum Handle)

The RSA-135G is designed to close and trip Eaton/Cutler-Hammer/Pringle QA Pringle switches 800A only with legacy vintage, straight cast aluminum handle (black or bare aluminum) only, without shunt trip bolted pressure switches safely and remotely without any needed modifications to your switchgear. The RSA-135G is a lightweight and easily portable operating solution that will not fatigue the operator while remote operating bolted pressure switches. The RSA-135G is easy to install and remove so that the same RSA can be easily used to operate different sets of the same electrical equipment.

*\*Requires the RSO-IAR to operate*



Handheld Racking Tools

Remote Switch Actuators & Operators



## RSA-136B

FOR USE WITH:

**ITE/Siemens Sentron Series - LMD/HLMD/LMXD/HLMXD, MD/HMD/CMD/MXD/HMXD/CMXD (500-800A), ND/HND/CND/NXD/HNXD/CNXD (800-1200A), PD/HPD/CPD/PXD/HPXD/CPXD, RD/HRD/RXD/HRXD (1600-2000A)**

The RSA-136B is designed to close and trip ITE/Siemens Sentron Series LMD/HLMD/LMXD/HLMXD, MD/HMD/CMD/MXD/HMXD/CMXD (500-800A), ND/HND/CND/NXD/HNXD/CNXD (800-1200A), PD/HPD/CPD/PXD/HPXD/CPXD (1200-1600A), RD/HRD/RXD/HRXD (1600-2000A) molded case circuit breakers safely and remotely without any needed modifications to your switchgear. The RSA-136B is a lightweight and easily portable operating solution that will not fatigue the operator while remote operating molded case circuit breakers. The RSA-136B is easy to install and remove so that the same RSA can be easily used to operate different sets of the same electrical equipment.



*\*Requires the RSO-IAR to operate*

## RSA-136C

FOR USE WITH:

**ITE/Siemens Sentron Series - FD/HFD/HHFD/CFD/FXD/HFXD/HHFXD/CFXD (70-250A)**

The RSA-136C is designed to close and trip ITE/Siemens Sentron Series FD/HFD/HHFD/CFD/FXD/HFXD/HHFXD/CFXD (70-250A) molded case circuit breakers safely and remotely without any needed modifications to your switchgear. The RSA-136C is a lightweight and easily portable operating solution that will not fatigue the operator while remote operating molded case circuit breakers. The RSA-136C is easy to install and remove so that the same RSA can be easily used to operate different sets of the same electrical equipment.



*\*Requires the RSO-IAR to operate*

## RSA-136E



FOR USE WITH:

**ITE/Siemens Sentron Series - LMD/MD (500-800A), ND (800-1200A), PD (1200-1600A), RD (1600-2000A)** (With Handle Extension)

The RSA-136E is designed to close and trip ITE/Siemens Sentron Series - LMD/MD (500-800A), ND (800-1200A), PD (1200-1600A), RD (1600-2000A) remotely and safely without any modifications to your switchgear. The RSA-136E is easy to install and remove so that the same RSA can be easily used to operate different sets of the same electrical equipment.

*\*Requires the RSO-I to operate*



Rotary Remote Racking Tools

Extractor Remote Racking Tools

Single-Use Remote Racking Tools

## RSA-137

FOR USE WITH:

**Joslyn Manual Operating Mechanism - Rotating Type**  
(For Outdoor Gang Switch)

The RSA-137 is designed to close and trip Joslyn rotating-Type manual operating mechanism air switches (for outdoor gang switch) safely and remotely without any needed modifications to your switchgear. The RSA-137 is a lightweight and easily portable operating solution that will not fatigue the operator while remote operating air switches. The RSA-137 is easy to install and remove so that the same RSA can be easily used to operate different sets of the same electrical equipment.

*\*Requires the RSO-IAR to operate*



Handheld Racking Tools

Remote Switch Actuators & Operators

## RSA-138

FOR USE WITH:

**Allis-Chalmers/Siemens-Allis LBS-SE**

The RSA-138 is designed to close and trip Allis-Chalmers/Siemens-Allis LBS-SE load break switches safely and remotely without any needed modifications to your switchgear. The RSA-138 is a lightweight and easily portable operating solution that will not fatigue the operator while remote operating load break switches. The RSA-138 is easy to install and remove so that the same RSA can be easily used to operate different sets of the same electrical equipment.

*\*Requires the RSO-IAR to operate*



## RSA-138A

FOR USE WITH:

**Allis-Chalmers/Siemens-Allis LBS-SE4 or QB (With Type SE4 Operator)  
5/15kV Metal Enclosed Load Interrupter Switch**

The RSA-138A is designed to close and trip Allis-Chalmers/Siemens-Allis LBS-SE4 or QB (with Type SE4 operator) 5/15kV metal enclosed load interrupter switches safely and remotely without any needed modifications to your switchgear. The RSA-138A is a lightweight and easily portable operating solution that will not fatigue the operator while remote operating load break switches. The RSA-138A is easy to install and remove so that the same RSA can be easily used to operate different sets of the same electrical equipment.

*\*Requires the RSO-IAR to operate*





## RSA-139

FOR USE WITH:

**Allis Chalmers/Siemens Allis/Siemens - Space Maker, Space Maker II, Type 456 Contactor**

The RSA-139 is designed to close and trip Allis Chalmers/Siemens Allis/Siemens - Space Maker, Space Maker II, Type 456 contactor motor control centers safely and remotely without any needed modifications to your switchgear. The RSA-139 is a lightweight and easily portable operating solution that will not fatigue the operator while remote operating motor control centers. The RSA-139 is easy to install and remove so that the same RSA can be easily used to operate different sets of the same electrical equipment.

*\*Requires the RSO-IAR to operate*



Rotary Remote Racking Tools

Extractor Remote Racking Tools

Single-Use Remote Racking Tools

## RSA-140

FOR USE WITH:

**Klockner Moeller/Moeller Electric - IVS, Modan 2000, Modan 3000 MCC Handle Operator (Small)**

The RSA-140 is designed to close and trip Klockner Moeller/Moeller Electric - IVS, Modan 2000, Modan 3000 motor control centers with small handle operators safely and remotely without any needed modifications to your switchgear. The RSA-140 is a lightweight and easily portable operating solution that will not fatigue the operator while remote operating motor control centers. The RSA-140 is easy to install and remove so that the same RSA can be easily used to operate different sets of the same electrical equipment.

*\*Requires the RSO-IAR to operate*



Handheld Racking Tools

Remote Switch Actuators & Operators

## RSA-140B

FOR USE WITH:

**Klockner Moeller/Moeller Electric - IVS, Modan 2000, Modan 3000  
MCC Handle Operator (Large)**

The RSA-140B is designed to close and trip Klockner Moeller/Moeller Electric - IVS, Modan 2000, Modan 3000 motor control centers with large handle operators safely and remotely without any needed modifications to your switchgear. The RSA-140B is a lightweight and easily portable operating solution that will not fatigue the operator while remote operating motor control centers. The RSA-140B is easy to install and remove so that the same RSA can be easily used to operate different sets of the same electrical equipment.

*\*Requires the RSO-IAR to operate*



## RSA-145E



FOR USE WITH:

**ABB/SACE Isomax MCCB: Size S7 - 1200A Frame**  
(Breaker Recessed Into Cabinet, Actuator Mounts To Breaker/Cabinet)

The RSA-145E is designed to close and trip ABB/SACE Isomax MCCB: Size S7, 1200A frame (recessed) breakers remotely and safely without any modifications to your switchgear. The RSA-145E is easy to install and remove so that the same RSA can be easily used to operate different sets of the same electrical equipment.

*\*Requires the RSO-I to operate*



## RSA-147

FOR USE WITH:

### Square D HVL Power Zone

The RSA-147 is designed to close and trip Square D HVL Power Zone electrical equipment safely and remotely without any needed modifications to your switchgear. The RSA-147 is a lightweight and easily portable operating solution that will not fatigue the operator while remote operating electrical equipment. The RSA-147 is easy to install and remove so that the same RSA can be easily used to operate different sets of the same electrical equipment.

*\*Requires the RSO-IAR to operate*



Rotary Remote Racking Tools

Extractor Remote Racking Tools

Single-Use Remote Racking Tools

## RSA-149C

FOR USE WITH:

### Merlin Gerin COMPACT MCCB - CK Frame, 400-1200A

The RSA-149C is designed to close and trip Merlin Gerin COMPACT MCCB - CK frame, 400-1200A breakers remotely and safely without any modifications to your switchgear. The RSA-149C is easy to install and remove so that the same RSA can be easily used to operate different sets of the same electrical equipment.

*\*Requires the RSO-I to operate*



Handheld Racking Tools

Remote Switch Actuators & Operators



## RSA-150

FOR USE WITH:

### ABB/BBC/ITE 7850 Series Medium-Voltage Motor Starter

(Includes Air Contactor; Blue & Silver Label)

The RSA-150 is designed to close and trip ABB/BBC/ITE 7850 Series medium-voltage motor starter (Includes air contactor, blue and silver label) safely and remotely without any needed modifications to your switchgear. The RSA-150 is a lightweight and easily portable operating solution that will not fatigue the operator while remote operating motor starters. The RSA-150 is easy to install and remove so that the same RSA can be easily used to operate different sets of the same electrical equipment.

*\*Requires the RSO-IAR to operate*



## RSA-151

FOR USE WITH:

### Federal Pacific Electric (FPE) H/HF-1 - All

The RSA-151 is designed to charge, close, and trip all FPE H/HF-1 air circuit breakers safely and remotely without any needed modifications to your switchgear. The RSA-151 is a lightweight and easily portable operating solution that will not fatigue the operator while remote operating air circuit breakers. The RSA-151 is easy to install and remove so that the same RSA can be easily used to operate different sets of the same electrical equipment.

*\*Requires the RSO-IIID to operate*



## RSA-152

FOR USE WITH:

### Boltswitch VL3612-ST

The RSA-152 is designed to close and trip Boltswitch VL3612-ST bolted pressure switches safely and remotely without any needed modifications to your switchgear. The RSA-152 is a lightweight and easily portable operating solution that will not fatigue the operator while remote operating bolted pressure switches. The RSA-152 is easy to install and remove so that the same RSA can be easily used to operate different sets of the same electrical equipment.

*\*Requires the RSO-IAR to operate*



Rotary Remote Racking Tools

Extractor Remote Racking Tools

Single-Use Remote Racking Tools

## RSA-153A

FOR USE WITH:

### Westinghouse Type FDP/Cutler-Hammer Type M50 Fusible Panelboard Switch (Includes 30, 60, & 100A Twin; 5.5" Height)

The RSA-153A is designed to close and trip FDP fusible panel board switches (Includes 30, 60, & 100A twin, 5.5" height) safely and remotely without any needed modifications to your switchgear. The RSA-153A is a lightweight and easily portable operating solution that will not fatigue the operator while remote operating panelboard switches. The RSA-153A is easy to install and remove so that the same RSA can be easily used to operate different sets of the same electrical equipment.

*\*Requires the RSO-IAR to operate*



Handheld Racking Tools

Remote Switch Actuators & Operators

## RSA-153D

FOR USE WITH:

**Westinghouse Type FDP/Cutler-Hammer Type M50 Fusible Panelboard Switch** (Includes 400 & 600 Single; 15.125" Height)

The RSA-153D is designed to close and trip FDP 400A and 600A (15.125-in. height) single fusible panel board switches safely and remotely without any needed modifications to your switchgear. The RSA-153D is a lightweight and easily portable operating solution that will not fatigue the operator while remote operating panel board switches. The RSA-153D is easy to install and remove so that the same RSA can be easily used to operate different sets of the same electrical equipment.

*\*Requires the RSO-IAR to operate*



## RSA-154C



FOR USE WITH:

**Siemens Vacu-Break Fusible Panel Units - V2FXXXX & V7FXXXX** (200A Twin or 200A Single; 10" Height)

The RSA-154C is designed to close and trip Siemens Vacu-Break fusible panel units - V2FXXXX & V7FXXXX (200A twin or 200A single; 10" height) remotely and safely without any modifications to your switchgear. The RSA-154C is easy to install and remove so that the same RSA can be easily used to operate different sets of the same electrical equipment.

*\*Requires the RSO-I to operate*





## RSA-154D

FOR USE WITH:

**Siemens Vacu-Break Fusible Panel Units - V2HXXXX & V7HXXXX**

(400 or 600A Single; 15' Height)

The RSA-154D is designed to close and trip Siemens Vacu-Break V2HXXXX/V7HXXXX fusible panel board switches safely and remotely without any needed modifications to your switchgear. The RSA-154D is a lightweight and easily portable operating solution that will not fatigue the operator while remote operating panel board switches. The RSA-154D is easy to install and remove so that the same RSA can be easily used to operate different sets of the same electrical equipment.

*\*Requires the RSO-IAR to operate*



Rotary Remote Racking Tools

Extractor Remote Racking Tools

Single-Use Remote Racking Tools

## RSA-154F

FOR USE WITH:

**Siemens Vacu-Break Fusible Panel Units Main Switch - VF357, VB357, VF358, VB358** (Suffix TL or BL; 800 or 1200A; 25" Height)

The RSA-154F is designed to close and trip Siemens Vacu-Break fusible unit switches without any modifications to the existing electrical equipment. The RSA-154F is easy to install and remove so that the same RSA can be easily used to operate different sets of the same electrical equipment.

*\*Requires the RSO-I to operate*



Handheld Racking Tools

Remote Switch Actuators & Operators

## RSA-155

FOR USE WITH:

### Square D SE Series - All

The RSA-155 is designed to charge, close, and trip all Square D SE Series insulated case circuit breakers safely and remotely without any needed modifications to your switchgear. The RSA-155 is a lightweight and easily portable operating solution that will not fatigue the operator while remote operating insulated case circuit breakers. The RSA-155 is easy to install and remove so that the same RSA can be easily used to operate different sets of the same electrical equipment.

*\*Requires the RSO-IIID to operate*



## RSA-155A

FOR USE WITH:

### Square D SE Series - All

The RSA-155A is designed to close and trip all Square D SE Series insulated case circuit breakers safely and remotely without any needed modifications to your switchgear. The RSA-155A is a lightweight and easily portable operating solution that will not fatigue the operator while remote operating insulated case circuit breakers. The RSA-155A is easy to install and remove so that the same RSA can be easily used to operate different sets of the same electrical equipment.

*\*Requires RSO unit to operate*



## RSA-157

FOR USE WITH:

### Cooper Substation VFI Transformer

The RSA-157 is designed to operate Cooper substation VFI transformers safely and remotely without any needed modifications to your switchgear. The RSA-157 is a lightweight and easily portable operating solution that will not fatigue the operator while remote operating transformers. The RSA-157 is easy to install and remove so that the same RSA can be easily used to operate different sets of the same electrical equipment.

*\*Requires the RSO-IAR to operate*



Rotary Remote Racking Tools

Extractor Remote Racking Tools

Single-Use Remote Racking Tools

## RSA-158

FOR USE WITH:

### Siemens WN/WL/3WN/3WL Low-Voltage Air Circuit Breaker

The RSA-158 is designed to charge, close, and trip Siemens WN/WL/3WN/3WL low-voltage insulated case circuit breakers safely and remotely without any needed modifications to your switchgear. The RSA-158 is a lightweight and easily portable operating solution that will not fatigue the operator while remote operating insulated case circuit breakers. The RSA-158 is easy to install and remove so that the same RSA can be easily used to operate different sets of the same electrical equipment.

*\*Requires the RSO-IIID to operate*



Handheld Racking Tools

Remote Switch Actuators & Operators



## RSA-159

FOR USE WITH:

### Square D Class 8198 High-Voltage Motor Starter

The RSA-159 is designed to close and trip Square D Class 8198 high-voltage motor starters safely and remotely without any needed modifications to your switchgear. The RSA-159 is a lightweight and easily portable operating solution that will not fatigue the operator while remote operating motor starters. The RSA-159 is easy to install and remove so that the same RSA can be easily used to operate different sets of the same electrical equipment.

*\*Requires the RSO-IAR to operate*



## RSA-160C

FOR USE WITH:

### General Electric (GE) Spectra Type ADS Panelboard Disconnect Switch - 400A & 600A

The RSA-160C is designed to close and trip GE Spectra Type ADS 400A and 600A panel board switches safely and remotely without any needed modifications to your switchgear. The RSA-160C is a lightweight and easily portable operating solution that will not fatigue the operator while remote operating panel board switches. The RSA-160C is easy to install and remove so that the same RSA can be easily used to operate different sets of the same electrical equipment.

*\*Requires the RSO-IAR to operate*



## RSA-161A



FOR USE WITH:

### Square D Through The Door Handle Operator - Class 9421 Type L Circuit Breaker Mechanism (3" Handle Assembly)

The RSA-161A is designed to close and trip Square D through the door handle operator - Class 9421 Type L circuit breaker mechanism (3" handle assembly) remotely and safely without any modifications to your switchgear. The RSA-161A is easy to install and remove so that the same RSA can be easily used to operate different sets of the same electrical equipment.

*\*Requires the RSO-I to operate*



Rotary Remote Racking Tools

Extractor Remote Racking Tools

Single-Use Remote Racking Tools

## RSA-162



FOR USE WITH:

### General Electric (GE) EntelliGuard G (400-6000A) (Includes GG/GJ/GH/GK-04/07/08/10/13/16/20/25/32/40/50/64)

The RSA-162 is designed to charge, close, and trip General Electric EntelliGuard G (400 - 6000A) breakers remotely and safely without any modifications to your switchgear. The RSA-162 is easy to install and remove so that the same RSA can be easily used to operate different sets of the same electrical equipment.

*\*Requires the RSO-IIID to operate*



Handheld Racking Tools

Remote Switch Actuators & Operators

## RSA-163

FOR USE WITH:

**ABB Flange Handle Operator K7FCH, K7FCH4 & Siemens Max-Flex Handle Operator MFHM Series** (Flush Mounted, Large Red/Black Handle)

The RSA-163 is designed to close and trip ABB flange handle operator K7FCH, K7FCH4 and Siemens Max-Flex handle operator MFHM series handle operators safely and remotely without any needed modifications to your switchgear. The RSA-163 is a lightweight and easily portable operating solution that will not fatigue the operator while remote operating handle operators. The RSA-163 is easy to install and remove so that the same RSA can be easily used to operate different sets of the same electrical equipment.

*\*Requires the RSO-IAR to operate*



## RSA-163D



FOR USE WITH:

**ABB Flange Handle Operator K7FCH, K7FCH4 & Siemens Max-Flex Handle Operator MFHM Series** (Recessed Mount, Large Red/Black Handle)

The RSA-163D is designed to close and trip ABB flange handle operator K7FCH, K7FCH4 & Siemens Max-Flex handle operator MFHM Series (recessed mount, large red/black handle) remotely and safely without any modifications to your switchgear. The RSA-163D is easy to install and remove so that the same RSA can be easily used to operate different sets of the same electrical equipment.

*\*Requires the RSO-I to operate*





## RSA-164B

FOR USE WITH:

### Square D PowerPact - E Frame 15-125A

(Includes ED, EG, EJ)

The RSA-164B is designed to close and trip Square D PowerPact, E-frame 15-125A molded case circuit breakers (Includes ED, EG, EJ) safely and remotely without any needed modifications to your switchgear. The RSA-164B is a lightweight and easily portable operating solution that will not fatigue the operator while remote operating molded case circuit breakers. The RSA-164B is easy to install and remove so that the same RSA can be easily used to operate different sets of the same electrical equipment.

*\*Requires the RSO-IAR to operate*



Rotary Remote  
Racking Tools

Extractor Remote  
Racking Tools

Single-Use Remote  
Racking Tools

## RSA-164C

FOR USE WITH:

### Square D PowerPact - H Frame 15-150A

(Includes HD, HG, HJ, HL, HR)

The RSA-164C is designed to close and trip Square D PowerPact, H-frame 15-150A molded case circuit breakers (Includes HD, HG, HJ, HL, HR) safely and remotely without any needed modifications to your switchgear. The RSA-164C is a lightweight and easily portable operating solution that will not fatigue the operator while remote operating molded case circuit breakers. The RSA-164C is easy to install and remove so that the same RSA can be easily used to operate different sets of the same electrical equipment.

*\*Requires the RSO-IAR to operate*



Handheld  
Racking Tools

Remote Switch  
Actuators & Operators

## RSA-164J


FOR USE WITH:

### Square D PowerPact - P Frame 250-1200A

(Includes PG, PJ, PK, PL; Manually Operated)

The RSA-164J is designed to close and trip Square D PowerPact, P-frame 250-1200A molded case circuit breakers (Includes manually operated PG, PJ, PK, PL) safely and remotely without any needed modifications to your switchgear. The RSA-164J is a lightweight and easily portable operating solution that will not fatigue the operator while remote operating molded case circuit breakers. The RSA-164J is easy to install and remove so that the same RSA can easily be used to operate different sets of the same electrical equipment.

*\*Requires the RSO-IAR to operate*



## RSA-164K

FOR USE WITH:

### Square D PowerPact - R Frame 600-3000A

(Includes RG, RJ, RK, RL)

The RSA-164K is designed to close and trip Square D PowerPact, R-frame 600-3000A molded case circuit breakers (Includes RG, RJ, RK, RL) safely and remotely without any needed modifications to your switchgear. The RSA-164K is a lightweight and easily portable operating solution that will not fatigue the operator while remote operating molded case circuit breakers. The RSA-164K is easy to install and remove so that the same RSA can be easily used to operate different sets of the same electrical equipment.

*\*Requires the RSO-IAR to operate*



## RSA-166B

FOR USE WITH:

**Square D Heavy Duty Safety Switch - 200A - H, HU-224, 324, 364, 464-N/A, N, NRB, RB, A, AKW (Series E)**

The RSA-166B is designed to close and trip Square D H, HU-224, 324, 364, 464-N/A, N, NRB, RB, A, AKW (Series E) heavy-duty safety switches (Includes ED, EG, EJ) safely and remotely without any needed modifications to your switchgear. The RSA-166B is a lightweight and easily portable operating solution that will not fatigue the operator while remote operating safety switches. The RSA-166B is easy to install and remove so that the same RSA can be easily used to operate different sets of the same electrical equipment.

*\*Requires the RSO-IAR to operate*



Rotary Remote Racking Tools

Extractor Remote Racking Tools

Single-Use Remote Racking Tools

## RSA-166G



FOR USE WITH:

**Square D Heavy Duty Safety Switch - 30A & 60A - H/HU-221/222/321/322/361-DS (Series F6; NEMA 4, 4X, 5 Stainless Steel Enclosure; Required Modification)**

The RSA-166G is designed to operate the Square D heavy duty safety switch - 30A & 60A - H/HU-221/222/321/322/361-DS (Series F6; NEMA 4, 4X, 5 stainless steel enclosure; required modification) remotely and safely without any modifications to your switchgear. The RSA-166G is easy to install and remove so that the same RSA can be easily used to operate different sets of the same electrical equipment.

*\*Requires the RSO-I to operate*



Handheld Racking Tools

Remote Switch Actuators & Operators



## RSA-167



FOR USE WITH:

### Allen Bradley 1494F-P1-NP Series A Non-Metallic Molded Plastic Operating Handle (Recessed Mounted)

The RSA-167 is designed to close and trip Allen Bradley 1494F-P1-NP Series A non-metallic molded plastic operating handles remotely and safely without any modifications to your switchgear. The RSA-167 is easy to install and remove so that the same RSA can be easily used to operate different sets of the same electrical equipment.

*\*Requires the RSO-I to operate*



## RSA-169A

FOR USE WITH:

### General Electric (GE) Heavy Duty Safety Switch - TH Series (Includes TH3365)

The RSA-169A is designed to close and trip GE TH Series heavy-duty safety switch (Includes TH3365) safely and remotely without any needed modifications to your switchgear. The RSA-169A is a lightweight and easily portable operating solution that will not fatigue the operator while remote operating safety switches. The RSA-169A is easy to install and remove so that the same RSA can be easily used to operate different sets of the same electrical equipment.

*\*Requires the RSO-IAR to operate*



## RSA-174E



FOR USE WITH:

**ABB/SACE Tmax MCCB: Size T7M - 1000 & 1200A Frame**

(Except Tmax XT) (Stored Energy Mechanism, Breaker Recessed Into Cabinet, Actuator Mounts to Breaker/Cabinet)

The RSA-174E is designed to close and trip ABB/SACE Tmax size T7 molded case circuit breakers (1000-1200A) remotely and safely without any modifications to your switchgear. The RSA-174E is easy to install and remove so that the same RSA can be easily used to operate different sets of the same electrical equipment.

*\*Requires the RSO-I to operate*



Rotary Remote Racking Tools

Extractor Remote Racking Tools

Single-Use Remote Racking Tools

## RSA-174F



FOR USE WITH:

**ABB/SACE Tmax MCCB, Size T7: 1000 - 1600A Frame**

(Except Tmax XT & T7M) (Includes T7, T7H, T7L, T7S) (Toggle Mechanism, Breaker Recessed Into Cabinet, Actuator Mounts To Breaker/Cabinet)

The RSA-174F is designed to close and trip ABB/SACE Tmax Size T7 molded case circuit breakers (Includes T7, T7H, T7L, T7S; 1000 - 1600A) remotely and safely without any modifications to your switchgear. The RSA-174F is easy to install and remove so that the same RSA can be easily used to operate different sets of the same electrical equipment.

*\*Requires the RSO-I to operate*



Handheld Racking Tools

Remote Switch Actuators & Operators

## RSA-175

FOR USE WITH:

### Federal Pacific Electric (FPE) E Frame 15-100A

(Includes HE, HEF, HEG, HEJ, NE, NEF, NEG, NEJ, NEJH, NES)

The RSA-175 is designed to close and trip FPE E-frame 15-100A molded case circuit breakers (Includes HE, HEF, HEG, HEJ, NE, NEF, NEG, NEJ, NEJH, NES) safely and remotely without any needed modifications to your switchgear. The RSA-175 is a lightweight and easily portable operating solution that will not fatigue the operator while remote operating molded case circuit breakers. The RSA-175 is easy to install and remove so that the same RSA can be easily used to operate different sets of the same electrical equipment.

*\*Requires the RSO-IIID to operate*



## RSA-177B

FOR USE WITH:

### Federal Pacific (FPE) QMQB Panelboard Switch - 400-600A Single

(Includes QMQB4032, 4036, 7032, 7036) (Gray Metal Handle Operator)

The RSA-177B is designed to close and trip FPE QMQB 800-1200A (gray metal handle operator) panel board switches (Includes QMQB8032, 8036, 9032, 9036) safely and remotely without any needed modifications to your switchgear. The RSA-177B is a lightweight and easily portable operating solution that will not fatigue the operator while remote operating panel board switches. The RSA-177B is easy to install and remove so that the same RSA can be easily used to operate different sets of the same electrical equipment.

*\*Requires the RSO-IAR to operate*





## RSA-180



FOR USE WITH:

### Merlin Gerin/Square D Masterpact NT - All

The RSA-180 is designed to change, close and trip all Merlin Gerin/Square D Masterpact NT insulated case circuit breakers safely and remotely without any needed modifications to your switchgear. The RSA-180 is a lightweight and easily portable operating solution that will not fatigue the operator while remote operating insulated case circuit breakers. The RSA-180 is easy to install and remove so that the same RSA can be easily used to operate different sets of the same electrical equipment.

*\*Requires the RSO-IIID to operate*



Rotary Remote Racking Tools

Extractor Remote Racking Tools

Single-Use Remote Racking Tools

## RSA-180A

FOR USE WITH:

### Merlin Gerin/Square D Masterpact NT - All

The RSA-180A is designed to close and trip all Merlin Gerin/Square D Masterpact NT insulated case circuit breakers safely and remotely without any needed modifications to your switchgear. The RSA-180A is a lightweight and easily portable operating solution that will not fatigue the operator while remote operating insulated case circuit breakers. The RSA-180A is easy to install and remove so that the same RSA can be easily used to operate different sets of the same electrical equipment.

*\*Requires the RSO-IAR to operate*



Handheld Racking Tools

Remote Switch Actuators & Operators

## RSA-181

FOR USE WITH:

### Square D Type AV Switch AVO Series With AVFQ/AVSQ Handle Operator 800-1200A Switch

(Single Throw, Load-Break, Dead Front)

The RSA-181 is designed to close and trip Square D Type AV breaker control switches, AVO Series with AVFQ/AVSQ handle operator 800-1200A switches safely and remotely without any needed modifications to your switchgear. The RSA-181 is a lightweight and easily portable operating solution that will not fatigue the operator while remote operating breaker control switches. The RSA-181 is easy to install and remove so that the same RSA can be easily used to operate different sets of the same electrical equipment.

*\*Requires the RSO-IAR to operate*



## RSA-184

FOR USE WITH:

### Cutler-Hammer FDPW Fusible Panelboard Switch - 30, 60, & 100A Twin

(Horizontal Fused Switch, 5.375" Height)

The RSA-184 is designed to close and trip Cutler-Hammer FDPW fusible panelboard switches (30, 60, & 100A twin) remotely and safely without any modifications to your switchgear. The RSA-184 is easy to install and remove so that the same RSA can be easily used to operate different sets of the same electrical equipment.

*\*Requires the RSO-I to operate*



## RSA-184F

FOR USE WITH:

**Cutler-Hammer FDPW Fusible Panelboard Switch - 600 & 800A Single**  
(Horizontal Fused Switch, 15.063" Height)

The RSA-184F is designed to close and trip Cutler-Hammer FDPW 600 and 800A single panel board switches (horizontal fused switch, 15.063" height) safely and remotely without any needed modifications to your switchgear. The RSA-184F is a lightweight and easily portable operating solution that will not fatigue the operator while remote operating panel board switches. The RSA-184F is easy to install and remove so that the same RSA can be easily used to operate different sets of the same electrical equipment.

*\*Requires the RSO-IAR to operate*



Rotary Remote  
Racking Tools

Extractor Remote  
Racking Tools

Single-Use Remote  
Racking Tools

## RSA-185

FOR USE WITH:

**Square D Model 5 MCC Bucket - Size 1-5**

The RSA-185 is designed to close and trip Square D model 5 motor control center size 1-5 safely and remotely without any needed modifications to your switchgear. The RSA-185 is a lightweight and easily portable operating solution that will not fatigue the operator while remote operating motor control centers. The RSA-185 is easy to install and remove so that the same RSA can be easily used to operate different sets of the same electrical equipment.

*\*Requires the RSO-IAR to operate*



Handheld  
Racking Tools

Remote Switch  
Actuators & Operators



## RSA-186



FOR USE WITH:

### Westinghouse - Type ADM Disconnect Switch

The RSA-186 is designed to close and trip Westinghouse - Type ADM disconnect switches remotely and safely without any modifications to your switchgear. The RSA-186 is easy to install and remove so that the same RSA can be easily used to operate different sets of the same electrical equipment.

*\*Requires the RSO-1 to operate*



## RSA-187A



FOR USE WITH:

### General Electric (GE) MCCB - E Line, 150A Frame Size, Type TE/TEB/TEC/TECL/TED/TEML/THED (Flush Mounted)

The RSA-187A is designed to close and trip GE MCCB - E Line, 150A frame size, Type TE/TEB/TEC/TECL/TED/TEML/THED (flush mounted) breakers remotely and safely without any modifications to your switchgear. The RSA-187A is easy to install and remove so that the same RSA can be easily used to operate different sets of the same electrical equipment.

*\*Requires the RSO-1 to operate*



## RSA-187B



FOR USE WITH:

**General Electric (GE) MCCB - F Line, 225A Frame Size, Type THFK/TF/TFC/TFJ/TFK/TFL (Flush Mounted)**

The RSA-187B is designed to close and trip GE MCCB - F Line, 225A frame size, Type THFK/TF/TFC/TFJ/TFK/TFL (flush mounted) breakers remotely and safely without any modifications to your switchgear. The RSA-187B is easy to install and remove so that the same RSA can be easily used to operate different sets of the same electrical equipment.

*\*Requires the RSO-I to operate*



## RSA-187C




FOR USE WITH:

**General Electric (GE) MCCB - J Line, 600A Frame Size, Type THJK/TJ/TJC/TJD/TJJ/TJK/TJL (Flush Mounted)**

The RSA-187C is designed to close and trip GE MCCB - J Line, 600A frame size, Type THJK/TJ/TJC/TJD/TJJ/TJK/TJL (flush mounted) breakers remotely and safely without any modifications to your switchgear. The RSA-187C is easy to install and remove so that the same RSA can be easily used to operate different sets of the same electrical equipment.

*\*Requires the RSO-I to operate*



Racking Tools  
Rotary Remote

Racking Tools  
Extractor Remote

Racking Tools  
Single-Use Remote

Racking Tools  
Handheld

Actuators & Operators  
Remote Switch

## RSA-187G




FOR USE WITH:

**General Electric (GE) MCCB - J Line, 600A Frame Size, Type THJK/TJ/TJC/TJD/TJJ/TJK/TJL (Recessed Mounted)**

The RSA-187G is designed to close and trip GE MCCB - J Line, 600A frame size, Type THJK/TJ/TJC/TJD/TJJ/TJK/TJL (recessed mounted) breakers remotely and safely without any modifications to your switchgear. The RSA-187G is easy to install and remove so that the same RSA can be easily used to operate different sets of the same electrical equipment.

*\*Requires the RSO-I to operate*



## RSA-187H



FOR USE WITH:

**General Electric (GE) MCCB - K Line, 1200A Frame Size, Type THKM/TKC/TKL/TKM (Recessed Mounted)**

The RSA-187H is designed to close and trip GE MCCB - K Line, 1200A frame size, Type THKM/TKC/TKL/TKM (recessed mounted) breakers remotely and safely without any modifications to your switchgear. The RSA-187H is easy to install and remove so that the same RSA can be easily used to operate different sets of the same electrical equipment.

*\*Requires the RSO-I to operate*





## RSA-189

FOR USE WITH:

### Cutler-Hammer F10 Unitrol/9800 Unitrol Lever Size 1-4

The RSA-189 is designed to close and trip Cutler-Hammer F10 Unitrol/9800 Unitrol lever size 1-4 motor control centers safely and remotely without any needed modifications to your switchgear. The RSA-189 is a lightweight and easily portable operating solution that will not fatigue the operator while remote operating motor control centers. The RSA-189 is easy to install and remove so that the same RSA can be easily used to operate different sets of the same electrical equipment.

*\*Requires the RSO-IAR to operate*



Rotary Remote  
Racking Tools

Extractor Remote  
Racking Tools

Single-Use Remote  
Racking Tools

Handheld  
Racking Tools

Remote Switch  
Actuators & Operators



One of these is a  
brand new vacuum interrupter.  
The other two are 30-year-old hand grenades.



Which one is in your circuit breaker?

## MAC-TS<sub>4</sub>

*The world's first predictive test system  
for vacuum interrupters*

13765 BETA ROAD  
FARMERS BRANCH, TEXAS 75244  
214-442-5877  
INFO@VACUUMINTERRUPTERSINC.COM  
US PATENT NO. 9,031,795 B1



**Vacuum  
Interrupters, Inc.**

A Group CBS Company

Replacement vacuum interrupters | Vacuum interrupter test systems | Portable circuit breaker timer test systems

LEARN  
MORE AT  
[VACUUMTESTING.COM](http://VACUUMTESTING.COM)



See how remote racking, switching protects workers and equipment  
[CBSARCSAFE.COM/PRODUCTS/PRODUCT-VIDEOS](https://CBSARCSAFE.COM/PRODUCTS/PRODUCT-VIDEOS)



# Distance *is* Safety<sup>®</sup>

**CBS ArcSafe's** remote racking and remote switching solutions reduce arc-flash dangers and technician fatigue during dangerous operations.



## Remote Racking Solutions

- Remote racking solutions reduce the need for full-body arc-flash hazard suits by taking technicians outside the arc-flash boundary.
- Universal remote racking solutions offer adjustable height settings.
- No equipment modifications required.

## Remote Switching Solutions

- Remote switching solutions keep technicians outside the arc-flash boundary during dangerous operations.
- No modifications required due to magnetic latching.
- Remote switching solutions are available for virtually any style or piece of electrical equipment.

All CBS ArcSafe remote racking and remote actuation solutions are battery- or AC-powered portable units that do not require any modifications to your electrical equipment.

**CBS ArcSafe**<sup>®</sup>  
A Group CBS Company

**(877) 4-SAFETY (472-3389)**

**CBSArcSafe.com**

[info@CBSArcSafe.com](mailto:info@CBSArcSafe.com)

# Identify Mechanical Failures Before They Happen with the Circuit Breaker Analyzer

Use your Windows-compatible tablet or PC with the **CBAAnalyzer™** system to **test your circuit breakers in place**. Operate the breaker in any sequence you desire: for example, trip – charge – close. The vibration data created by the breaker operation is captured and analyzed, and the result is instantly returned to your device. The data is saved in your online account for equipment management, trending, and further analysis options, including specialized issue diagnosis.

- **WORKS ON A WINDOWS-COMPATIBLE TABLET AND PC**
- **INCREASES IN-SERVICE TESTING FREQUENCY, BOOSTS UPTIME**
- **EVALUATES OVERALL MECHANICAL CONDITION**
- **TESTS ALL TYPES AND RATINGS OF BREAKERS**
- **DETERMINES BREAKER OPENING AND CLOSING TIMES**
- **PROVIDES FIRST TRIP DATA**



**SEE HOW QUICK, EASY TESTING CAN BOOST UPTIME**

**VIDEOS.CIRCUITBREAKERANALYZER.COM**

**Circuit Breaker Analyzer, Inc.™**

A Group CBS Company

**972-290-0074**

**CircuitBreakerAnalyzer.com**

EMAIL [info@CBAAnalyzer.com](mailto:info@CBAAnalyzer.com)



PATENT PENDING



## Comparisons by Industry

### Self-Supported Remote Racking Systems

CBS ArcSafe®		
RRS-1	RRS-4	RRS-2
		

#### SPECIFICATIONS

Rotary/Extractor	Rotary		Extractor <sup>1</sup>
Universal <sup>2</sup>	Yes		Yes
Mounting Method	Current Monitoring	Current Monitoring/ Turn Counting	Current Monitoring
Requires Modification	No		
Weight <sup>3</sup>	180 lbs	190 lbs	140 lbs
Dimensions (H x W x D)	74" x 26" x 38"		
Hardwired Operating Distance	35 ft (Available up to 105 ft with additional cable extensions)		
User Interface	Membrane Panel with LCD Display	Monochrome Touch Screen	Membrane Panel with LCD Display
Customizable Racking Profile	Yes		
Adjustable Torque Limiting	Yes		N/A
Operational Feedback	Yes		
Power System	24V DC Battery-Powered System with 120/240V AC Battery Charger/Power Supply		
Racking Height (Min/Max)	2"/68" (86") <sup>6</sup>		N/A

#### OPTIONAL ACCESSORIES

Remote Video	Yes		
Wireless Operation	Yes		
Tilt Switch	Yes		
Motorized Height Adjustment	Yes		N/A
LED Light	Yes		
Magne-Blast Integration	Yes		N/A
Jog Control	Yes		
Casters	Yes		
Pneumatic Tires	Yes		

#### PRICING

Base Price	Contact CBS ArcSafe Representative for Pricing Details		
Setup/Training	Included in Base Price		
Control Replacement	Kit <sup>7</sup>	Kit <sup>7</sup>	Kit <sup>7</sup>
Control Reprogram	N/A	N/A	N/A

#### LISTINGS

UL (US & Canada)	Yes		
CE <sup>8</sup>	No		

Note 1: CBS ArcSafe® defines "extractor" styles of switchgear as those that require any operation other than rotary motion to rack.

Note 2: All self-supported remote racking systems will require some form of application-specific tooling.

Note 3: All weights listed are for standard equipment and do not include additional options or tooling.

Note 4: Longer lengths are available.



## Comparisons by Industry

### Self-Supported Remote Racking Systems

	Eaton			Siemens	inoLECT
	RPR-2 Low Profile	RPR-2 Med. Profile	RPR-2 Universal	SARRACS	ionRAC
<b>SPECIFICATIONS</b>					
Rotary/Extractor	Rotary			Rotary	Rotary/Lever
Universal <sup>2</sup>	Yes			Yes	Yes
Mounting Method	Turn Counting			Turn Counting	—
Requires Modification	No			No	No
Weight <sup>3</sup>	300 lbs	310 lbs	315 lbs	230 lbs	250 lbs
Dimensions (H x W x D)	68" x 28" x 29"	88" x 28" x 29"	100" x 28" x 29"	—	62" x 26" x 42"
Hardwired Operating Distance	25 ft			75 ft	75 ft <sup>4</sup>
User Interface	Membrane Panel with LCD Display			Monochrome Touch Screen	Color Touch Screen
Customizable Racking Profile	No			No	—
Adjustable Torque Limiting	Yes <sup>5</sup>			No	—
Operational Feedback	Yes			Yes	Yes
Power System	120V AC System with UPS Battery Backup			120V AC System	120V AC System
Racking Height (Min/Max)	4.875"/48"	4.875"/68"	4.875"/81"	—	—
<b>OPTIONAL ACCESSORIES</b>					
Remote Video	No			No	No
Wireless Operation	No			No	No
Tilt Switch	No			No	No
Motorized Height Adjustment	No			Standard	Standard
LED Light	No			No	No
Magne-Blast Integration	No			No	No
Jog Control	No			No	No
Casters	Standard			Standard	Standard
Pneumatic Tires	No			Standard	Standard
<b>PRICING</b>					
Base Price	—			—	—
Setup/Training	—			—	—
Control Replacement	—			—	—
Control Reprogram	—			—	—
<b>LISTINGS</b>					
UL (US & Canada)	Yes			—	—
CE <sup>8</sup>	No			—	—

Note 5: Requires disassembly of the torque-limiting system and specialized tools to adjust to the desired torque value.

Note 6: Minimum height is attained by tilting the angle of the drive head down 30° and using a universal joint. RRS-1 maximum racking height is upgraded from 68" to 86" when equipped with the High Lift option.

Note 7: CBS ArcSafe® offers spare parts kits which contain the majority of electrical components for each specific RRS system.

Note 8: CE is not a safety certification mark and is generally based on self-declaration rather than third-party certification; it is required on products in the countries of the EEA to facilitate trade among the member countries.

Rotary Remote Racking Tools

Extractor Remote Racking Tools

Single-Use Remote Racking Tools

Handheld Racking Tools

Remote Switch Actuators & Operators



**Advanced Motor Controls**  
**AdvancedMotorControls.com**

Advanced Motor Controls is a certified UL508A industrial control panel builder, designing and manufacturing custom control panels. Also provides new and professionally remanufactured MCC buckets, motor control centers, and component parts. **Irving, Texas — Ph: 972-579-1460**

**Astro Controls, Inc.**  
**AstroControls.com**

Sales and service for all types of industrial molded case circuit breakers, insulated case circuit breakers, and motor controls.  
**Irving, Texas — Ph: 800-289-2757**

**CBS ArcSafe, Inc.**  
**CBSArcSafe.com**

Remote racking systems, remote switch actuators, and handheld motorized racking tools for low- and medium-voltage switchgear.  
**Denton, Texas — Ph: 877-4-SAFETY**

**CBS Nuclear Services, Inc.**  
**CBSNuclear.com**

Specializes in shop and on-site field servicing of Class 1E safety-related low- and medium-voltage switchgear and circuit breakers. Also services industrial and non-nuclear-related circuit breakers and related switchgear and substations. **Matthews, N.C. — Ph: 704-882-1875**

**CBS Power Products, Inc.**  
**CBSPowerProducts.com**

New alternative utility and industrial power products: transformers, switchgear, and other power apparatus. **Gainesville, Texas — Ph: 940-665-4444**

**Circuit Breaker Analyzer, Inc.**  
**CBAAnalyzer.com**

Providing new circuit breaker testing methods that utilize vibration analysis combined with internet data transfer and sophisticated condition-based analysis to determine the condition of all types of circuit breakers.  
**Farmers Branch, Texas — Ph: 972-290-0074**

**Circuit Breaker Sales Co., Inc.**  
**CircuitBreaker.com**

World's largest inventory of low- and medium-voltage circuit breakers. Millions of parts in stock. Complete service, remanufacture, upgrade, and life-extension services. Match existing switchgear lineup. Also offers CBS MagVac, a line of magnetic latching medium-voltage breakers that eliminates moving parts with a magnetic latching linear actuator. **Gainesville, Texas — Ph: 800-232-5809**

**Circuit Breaker Sales & Repair, Inc.**  
**CBSalesAndRepair.com**

Servicing the Gulf Coast with shop or field service, repair, upgrade, or replacement of power system apparatus. **La Porte, Texas — Ph: 281-479-4555**

**Circuit Breaker Sales & Service, Inc.**  
**CBS-Florida.com**

One-stop service for circuit breakers, switchgear, transformers, protective relays, loadbreak switches, motor controls, unit substations, renewal parts, and repair, upgrade, life extension, and maintenance services.  
**Lakeland, Fla. — Ph: 863-646-5099**

**Circuit Breaker Sales NE, Inc.**  
**CircuitBreakerSalesNE.com**

A leader in providing power distribution products and services, specializing in life-extension services and offering an expansive inventory of new, surplus, and reconditioned circuit breakers, switchgear, motor controls, transformers, and other power apparatus. **Seymour, Conn. — Ph: 203-888-7500**

**Circuit Breaker Sales Southeast, Inc.**  
**CBSSoutheast.com**

CBS Southeast provides sales and repair, upgrade, reconditioning, and life extension services of utility-industrial circuit breakers, motor control, switchgear, substations, transformers, and other electrical equipment.  
**Gonzales, La. — Ph: 225-673-2278**

**Circuit Breaker Store, Inc.**  
**CBStore.com**

Your online source for all Group CBS products, a powerful solutions provider with a specialty vendor network that can supply factory new, surplus new, and reconditioned circuit breakers, electrical distribution, control equipment, parts, and remote racking equipment. **Gainesville, Texas — Ph: 855-227-8673**

**Group CBS, Inc.**  
**GroupCBS.com**

**Addison, Texas — 972-250-2500**

**Solid State Exchange & Repair Co.**  
**SolidStateRepair.com**

Quality, reliable, on-time service and support for all brands and types of solid-state power electronics, including circuit breaker trip devices, protective relays, motor overload relays, and rating plugs. **Denton, Texas — Ph: 877-TRIP-FIX**

**Transformer Sales Co.**  
**CBSales.com/transformers/index.htm**

Offers a complete line of new, surplus, and reconditioned dry-type, cast-coil, and liquid-filled power transformers from 1000 to 5000 kVA with primary voltages from 2400 V to 34.5 kV. **Gainesville, Texas — Ph: 940-665-4484**

**Vacuum Interrupters, Inc.**  
**VacuumInterruptersInc.com**

Provides replacement vacuum interrupters (vacuum bottle interrupters) for virtually any manufacturer's medium-voltage circuit breaker or contactor. Offers the MAC-TS4 test set to determine the condition of vacuum interrupters in the shop or field. **Farmers Branch, Texas — Ph: 214-442-5877**

**Western Electrical Services, Inc.**  
**WesternElectricalServices.com**

Serving the Southwest with superior quality on-site electrical testing, maintenance, and repair services as well as rebuild, upgrade, and life extension services for switchgear, circuit breakers, and motor controls.  
**Phoenix, Ariz. — Ph: 888-395-2021**

**Western Electrical Services, Inc.**  
**WesternElectricalServices.com**

The only full-service electrical testing and maintenance company in the Intermountain region. **Salt Lake City, Utah — Ph: 888-395-2021**

**Western Electrical Services, Inc.**  
**WesternElectricalServices.com**

The Northwest leader in electrical testing, maintenance, and power switchgear services providing on-site electrical testing and maintenance, electrical engineering studies, and sales, repair, upgrade, and life extension services of circuit breakers, switchgear, motor controls, and transformers. Also custom manufacturing of engineered and reverse-engineered parts.  
**Sumner, Wash. — Ph: 888-395-2021**

**Western Electrical Services, Inc.**  
**WesternElectricalServices.com**

One-stop shop for all electrical equipment sales, testing, and engineering needs and a utility-class service provider to the Northwest T&D market.  
**Vancouver, Wash. — Ph: 888-395-2021**

**CBS ArcSafe®**

A Group CBS Company

2616 Sirius Road | Denton, TX 76208 | Ph: 877-4-SAFETY | Fx: 940-382-9435 | info@CBSArcSafe.com

**CBSArcSafe.com**